



# FRANKFORD





UNDER ONE UMBRELLA

Our craftsmanship  
casts a long shadow.  
Born more than 125  
years ago, Frankford  
Umbrellas stays  
committed to the idea  
that true luxury is in the  
things that last.



# SHAW

A close-up photograph of a black umbrella frame against a vibrant red background. The frame consists of several curved ribs and a central shaft. A silver metal band with the brand name 'FRANKFORD' is visible on the shaft. A silver metal hook is attached to the frame. The lighting creates strong highlights and shadows, emphasizing the texture and form of the umbrella.

**without a shadow  
of a doubt.**

# AND E

Durability is the truest form of sustainability. Precision engineering, marine-grade materials, and meticulous construction ensure our umbrellas last season after season, through wind, salt, rain, and sun.

ORD

# Table of Contents

<b>Classic Umbrellas</b>	09
The Monterey	13
The Greenwich	19
The Catalina	21
The Laurel	25
Classic Umbrella Bases	30
Classic Umbrella Accessories	34
<b>Cantilever Umbrellas</b>	37
The Aurora	41
The Aurora-F	43
The Eclipse	45
Cantilever Umbrella Bases	46
Cantilever Umbrella Accessories	48
<b>Giant Umbrellas</b>	51
The Nova	55
The Giant Greenwich	57
The Giant Monterey	59
Giant Umbrella Bases	60
Giant Umbrella Accessories	62
<b>Cabanas</b>	65
The Marella Resort Cabana	69
The Solara Beach Cabana	71
Marella Cabana Bases	72
<b>Beach Umbrellas</b>	75
The Avalon	79
The Emerald Coast	81
The Monterey	83
The Oakwood Beach Lounger	85
<b>Shade Accents</b>	87
<b>Our Fabrics</b>	94
<b>Wind Ratings</b>	100
<b>Terms &amp; Conditions/Shade Designer Disclaimer</b>	104-105
<b>Warranties</b>	106
<b>Shipping and Returns</b>	108
<b>Care and Maintenance</b>	109
<b>Contact Us</b>	110

# Our Collections

## Classic Umbrellas

**Where some umbrella designers chase trends, others define the standard.**

Our classic, center-post umbrellas combine enduring silhouettes with commercial-grade construction, delivering reliable shade for patios, restaurants, resorts, and everything in between. Classic is a title that is earned.

## Cantilever Umbrellas

**Good shade travels well.**

When coverage needs to move, our cantilever umbrellas lead the way. Designed for versatility and built with commercial-grade strength, these umbrellas provide adaptable shade ideal for any sophisticated outdoor environment that demands flexibility without compromise.

## Giant Umbrellas

**More coverage. More confidence.**

Frankford's giant umbrellas combine impressive scale with refined design, creating cohesive coverage for restaurants, resorts, parks, and commercial environments where aesthetics and performance both matter.

## Cabanas

Our cabanas create immersive shade environments designed for resorts, pool decks, and outdoor spaces that prioritize privacy, luxury, and lasting performance.

## Beach Umbrellas

From sunrise set-ups to sunset pack-downs, Frankford's beach umbrellas are made for memory-making. Designed to handle wind, salt, sand, and long days by the water, our beach umbrellas deliver dependable protection with timeless appeal.

---

## Shade Designer™: Customize your shade

Design with clarity before you commit. The Frankford Shade Designer lets you explore key combinations of fabrics, finishes, and details so you can better understand how your choices shape the space. Access the Shade Designer™ by visiting <https://shadedesigner.frankford.co>

# Classic Umbrellas



Monterey  
Greenwich  
Catalina  
Laurel

CLASSIC



## Classic Umbrellas

Where some umbrella designers chase trends, others define the standard.

Our classic, center-post umbrellas combine enduring silhouettes with commercial-grade construction, delivering reliable shade for patios, restaurants, resorts, and everything in between.

Classic is a title that is earned.



## The Classics

Timeless shade designs for those sunny days you wish lasted just as long.





True luxury is in the things that last.



## Built to Bend. Built to Last.

The Monterey's strong fiberglass ribs are designed to flex in the wind instead of fighting it. That controlled flexibility reduces stress on the frame, helping the umbrella withstand everyday wear and wind gusts of up to 40mph.

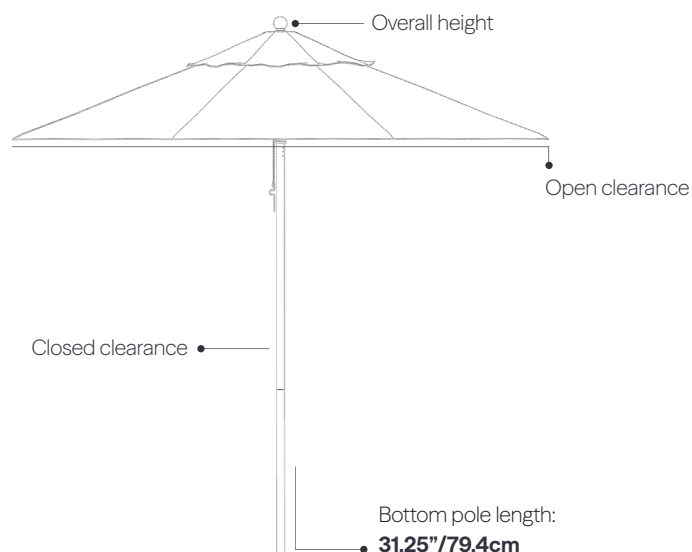
# The Monterey Pulley Lift

Fiberglass Market Umbrella

Strength, made graceful. Crafted with resilient fiberglass ribs that flex in the wind and a durable aluminum center pole, the Monterey delivers commercial-grade strength with refined, design-forward appeal. Operated via the easy-glide pulley system, this Monterey variation allows you to effortlessly open and close the umbrella for whatever the weather brings.

## Specifications

<b>Operation</b>	Kernmantle poly-nylon woven rope pulley system.
<b>Ribs</b>	1/2" flexible fiberglass ribs and struts.
<b>Pole &amp; Hardware</b>	1.5" diameter aluminum center pole (1/8" wall thickness). Optional bar-height lower pole adds 10" of additional clearance. Stainless steel hardware throughout.
<b>Canopy Features</b>	4-layer fabric protection and closed-stitching pocket. Standard configuration is pocket (screw and grommet are optional).



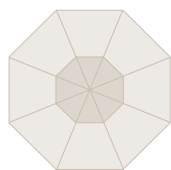
## Finishes



SR\_Platinum MS\_Brushed Silver WG\_Golden Oak HW\_Heather Willow BK\_Onyx WH\_Alpine White BZ\_Desert Bronze CB\_Carbon

Available finial options are under Classic Umbrella Accessories on page 35

## Canopy Options



Octagon

\*Pagoda is available for this canopy. See page 92 for details.

	7.5ft./2.3m 845FM	9ft./2.7m 854FM	11ft./3.5m 864FM
Overall Height	94"/238cm	102"/259cm	108"/274cm
Open Clearance	70"/177cm	76"/193cm	82"/208cm
Closed Clearance	44"/111cm	42"/106cm	40"/101cm
Weight	20 lbs./9 kg	22 lbs./10 kg	26 lbs./12 kg



Square

	6.5ft. x 6.5ft./2m 454FM-SQ	7.5ft. x 7.5ft./2.3m 864FM-SQ
Overall Height	102"/259cm	108"/274cm
Open Clearance	76"/193cm	82"/208cm
Closed Clearance	42"/106cm	40"/101cm
Weight	18 lbs./8.5 kg	24 lbs./11 kg



## Whatever the Weather.

Every connection, fitting, and frame component is built with durability in mind. Aluminum, stainless steel, and resilient resin parts work together to create a structure that stands up to sun, wind, and time.

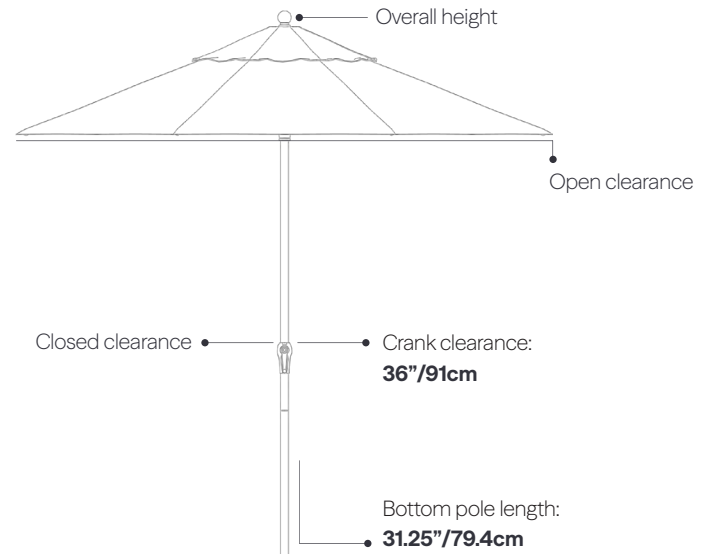
# The Monterey Crank

Fiberglass Market Umbrella


Purpose-built. No extras required. The Monterey Crank offers straightforward operation via a stainless steel crank handle and commercial-grade durability. It brings the trusted strength of the Monterey frame to spaces that call for clean, fixed shade coverage.

## Specifications

- Operation** 316L stainless steel crank handle and axle.
- Ribs** 1/2" flexible fiberglass ribs and struts.
- Pole & Hardware** 1.5" diameter aluminum center pole (1/8" wall thickness). 550 Nylon Paracord. Optional bar-height lower pole adds 10" of additional clearance. Stainless steel hardware throughout.
- Canopy Features** 4-layer fabric protection and closed-stitching pocket. Standard configuration is pocket (screw and grommet are optional).

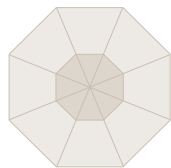


## Finishes



Available finial options are under Classic Umbrella Accessories on page 35

## Canopy Options



Octagon

\*Pagoda is available for this canopy. See page 92 for details.

	7.5ft./2.3m 845FMC	9ft./2.7m 854FMC	11ft./3.5m 864FMC
Overall Height	98"/248cm	107"/271cm	107"/271cm
Open Clearance	72"/182cm	79"/200cm	87"/221cm
Closed Clearance	49"/124cm	48"/121cm	41"/104cm
Weight	18 lbs./8.5 kg	20 lbs./9 kg	24 lbs./11 kg



Square

	6.5ft. x 6.5ft./2m 454FMC-SQ	7.5ft. x 7.5ft./2.3m 864FMC-SQ
Overall Height	107"/271cm	107"/271cm
Open Clearance	79"/200cm	87"/221cm
Closed Clearance	48"/121cm	41"/104cm
Weight	16 lbs./7 kg	21 lbs./9.5 kg



Rectangle

	8.5ft. x 11ft./2.5m x 3.5m 882FMC-R
Overall Height	120"/304cm
Open Clearance	94"/238cm
Closed Clearance	31.25"/79.4cm
Weight	24 lbs./11 kg



## Premium Shade Your Way

Underneath the Monterey's resilient fiberglass ribs is a world of choice. Choose your size, operation, frame finish, fabric, and finishing accents: because your shade should be as personal as it is durable.

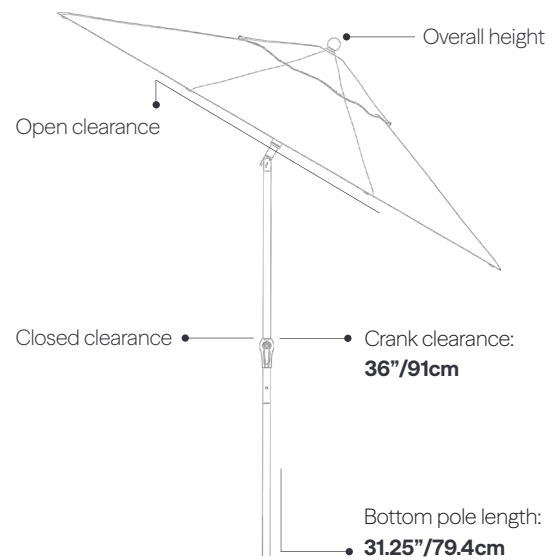
# The Monterey Crank + Auto Tilt

Fiberglass Market Umbrella


Strength and flexibility. The Monterey Crank + Auto Tilt pairs resilient fiberglass ribs and a durable aluminum center pole with an auto-tilt mechanism that allows you to shift the canopy as the day moves. With smooth crank operation and 30 degree tilt, it delivers commercial grade durability with built-in flexibility.

## Specifications

- Operation** 316L crank handle with commercial chrome plated zinc alloy auto tilt.
- Ribs** 1/2" flexible fiberglass ribs and struts.
- Pole & Hardware** 1.5" diameter aluminum center pole (1/8" wall thickness). 500 Nylon Paracord. Optional bar-height lower pole adds 10" of additional clearance. Stainless steel hardware throughout.
- Canopy Features** 4-layer fabric protection and closed-stitching pocket. Standard configuration is pocket (screw and grommet are optional).

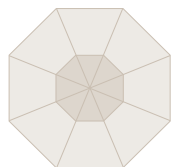


## Finishes



Available finial options are under Classic Umbrella Accessories on page 35

## Canopy Options



Octagon

\*Pagoda is available for this canopy. See page 92 for details.

	7.5ft./2.3m 845FMA	9ft./2.7m 854FMA	11ft./3.5m 864FMA
Overall Height	98"/248cm	107"/271cm	107"/271cm
Open Clearance	72"/182cm	79"/200cm	87"/221cm
Closed Clearance	49"/124cm	48"/121cm	41"/104cm
Weight	20 lbs./9 kg	22 lbs./10 kg	26 lbs./12 kg




Square

	6.5ft. x 6.5ft./2m 454FMA-SQ	7.5ft. x 7.5ft./2.3m 864FMA-SQ
Overall Height	107"/271cm	107"/271cm
Open Clearance	79"/200cm	87"/221cm
Closed Clearance	48"/121cm	41"/104cm
Weight	18 lbs./8.5 kg	24 lbs./11 kg



Rectangle

	8ft. x 10ft./2.4m x 3m 876FMA-R (Residential Only)
Overall Height	107"/271cm
Open Clearance	88"/223cm
Closed Clearance	39"/99cm
Weight	28 lbs./12.7 kg



## Open to Opportunity

The Greenwich's easy-glide pulley system delivers smooth, controlled lift with minimal resistance, engineered for daily use in both residential and commercial environments.

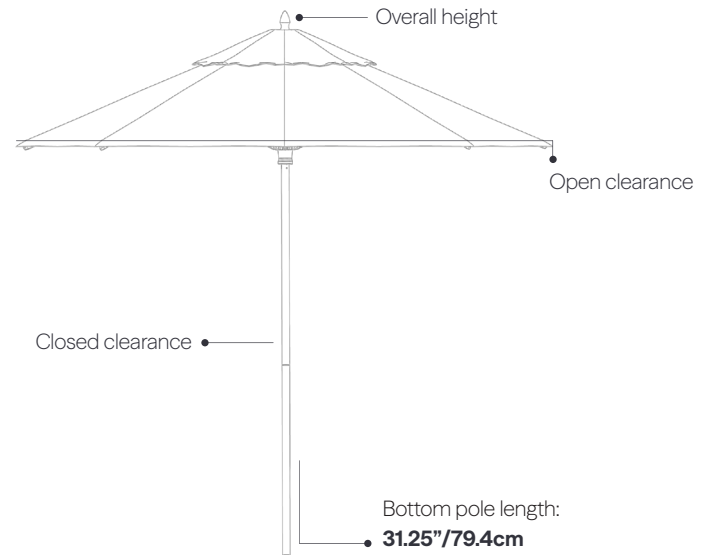
# The Greenwich

Aluminum Market Umbrella

Refined on the surface. Engineered underneath. The Greenwich umbrella pairs a sleek aluminum frame and design-forward detailing with effortless functionality, delivering elevated shade for spaces that need beauty with a strong backbone. Available in multiple sizes and finishes, it's built to complement upscale environments while performing season after season.

## Specifications

<b>Operation</b>	Kernmantle poly-nylon woven rope pulley system.
<b>Ribs</b>	1.2" x .6" x 2.5mm thick extruded aluminum "tulip" rib.
<b>Pole &amp; Hardware</b>	1.5" diameter aluminum center pole (1/8" wall thickness). Optional bar-height lower pole adds 10" of additional clearance. Stainless steel hardware throughout.
<b>Canopy Features</b>	Stainless steel screw and grommet rib attachments.

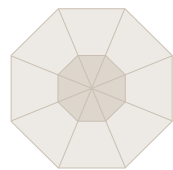


## Finishes



\*MSRP upcharge applies for additional finishes  
Available final options are under Classic Umbrella Accessories on page 35

## Canopy Options



Octagon

\*Pagoda is available for this canopy.  
See page 92 for details.

	7.5ft./2.3m 845CAM	9ft./2.7m 854CAM	11ft./3.5m 864CAM
Overall Height	94"/238cm	102"/259cm	108"/274cm
Open Clearance	70"/177cm	76"/193cm	82"/208cm
Closed Clearance	44"/111cm	42"/106cm	40"/101cm
Weight	20 lbs./9 kg	22 lbs./10 kg	26 lbs./12 kg



Square

	6.5ft. x 6.5ft./2m 454CAM-SQ	7.5ft. x 7.5ft./2.3m 864CAM-SQ
Overall Height	102"/259cm	108"/274cm
Open Clearance	76"/193cm	82"/208cm
Closed Clearance	42"/106cm	40"/101cm
Weight	18 lbs./8.5 kg	24 lbs./11 kg



## The Catalina

With its classic curved canopy and customizable finishes and fabrics, the Catalina delivers reliable shade with no-nonsense operation.

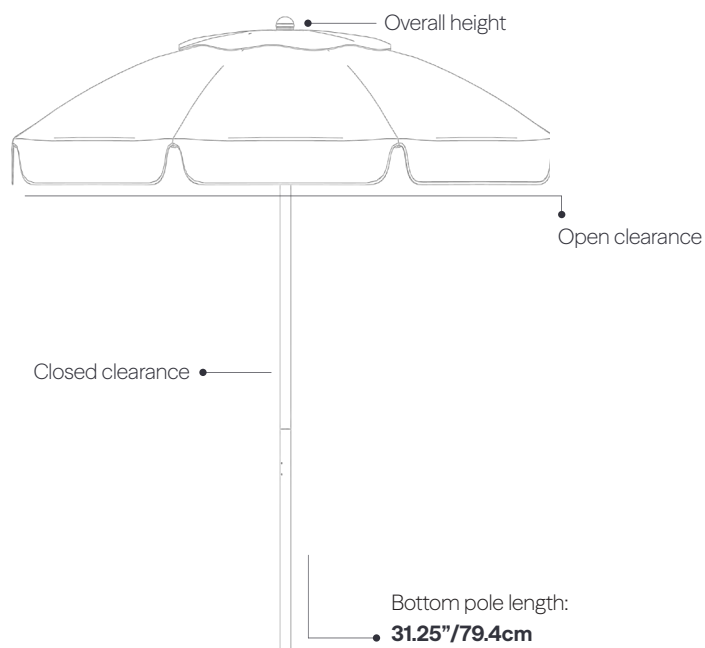
# The Catalina Manual Lift

Fiberglass Patio Umbrella


Timeless form. Straightforward strength. The Catalina Manual Lift pairs resilient fiberglass construction with a simple, dependable lift system designed for everyday durability. With its classic curved canopy and customizable finishes and fabrics, it delivers reliable shade with effortless, no-nonsense operation.

## Specifications

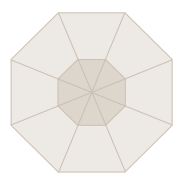
- Operation** Manual lift and EZ-up spring.
- Ribs** 8mm flexible fiberglass ribs and struts.
- Pole & Hardware** 1.5" diameter aluminum center pole (1/8" wall thickness).  
Optional bar-height lower pole adds 10" of additional clearance.  
Stainless steel hardware throughout.
- Canopy Features** 4-layer fabric protection and closed-stitching pocket.



## Finishes



## Canopy Options



Octagon

\*Pagoda is available for this canopy. See page 92 for details.



7.5ft./2.3m  
844FA-01



7.5ft./2.3m  
844FA-02



7.5ft./2.3m  
844FA-03

Valance Options	Valance, No Vent	Valance, Vent	No Valance, Vent
Overall Height	90"/229cm	90"/229cm	90"/229cm
Open Clearance	68"/173cm	70"/178cm	70"/177cm
Closed Clearance	33"/83cm	40"/101.6cm	40"/101cm
Weight	15 lbs./6.8 kg	15 lbs./6.8 kg	15 lbs./6.8 kg



## Tilt the Sun Away

The Catalina's commercial-grade tilt function allows precise sun control throughout the day. Strong, stable, and easy to operate, it delivers flexibility without compromising structural integrity.

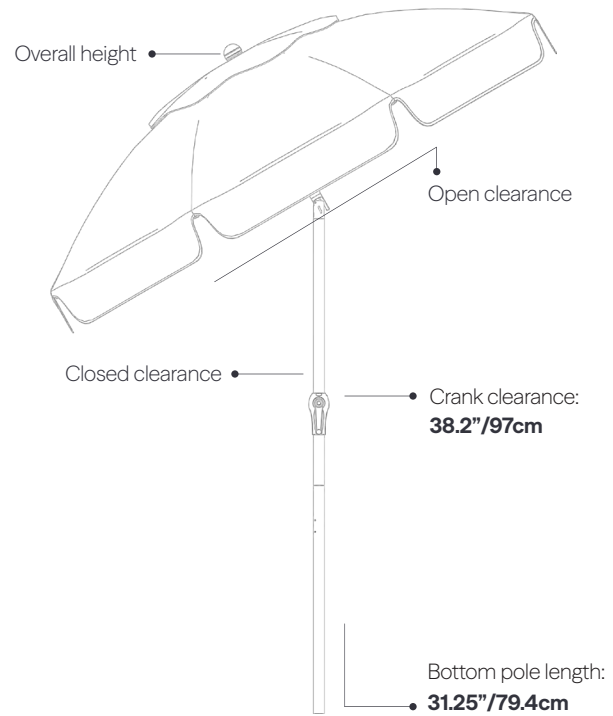
# The Catalina Crank + Push-Button Tilt

Fiberglass Patio Umbrella


Classic structure with a little extra control. The Catalina Crank + Push-Button Tilt combines the collection's resilient fiberglass frame with a smooth crank system and a simple tilt mechanism that lets you adjust the canopy as the sun shifts. Durable, easy to operate, and available in a range of finishes and fabrics, it delivers dependable shade with added flexibility built right in.

## Specifications

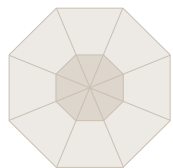
- Operation** Commercial grade crank handle and axle with commercial push-button 30° tilt.
- Ribs** 8mm flexible fiberglass ribs and struts.
- Pole & Hardware** 1.5" diameter aluminum center pole (1/8" wall thickness).  
Optional bar-height lower pole adds 10" of additional clearance.  
Stainless steel hardware throughout.
- Canopy Features** 4-layer fabric protection and closed-stitching pocket.



## Finishes



## Canopy Options



Octagon

\*Pagoda is available for this canopy. See page 92 for details.



7.5ft./2.3m  
844FC-01



7.5ft./2.3m  
844FC-02



7.5ft./2.3m  
844FC-03

Valance Options	Valance, No Vent	Valance, Vent	No Valance, Vent
Overall Height	95"/241cm	95"/241cm	95"/241cm
Open Clearance	77"/195.5cm	73"/185cm	73"/185cm
Closed Clearance	44"/111cm	44"/111cm	44"/111cm
Crank Clearance	38"/96.5cm	38"/96.5cm	38"/96.5cm
Weight	15 lbs./6.8 kg	15 lbs./6.8 kg	15 lbs./6.8 kg



Smooth open, smooth close.

Operating the Laurel is easy thanks to its smooth, spring-loaded lift system. Block out the sun in one simple gesture, and close it back up just as easily.

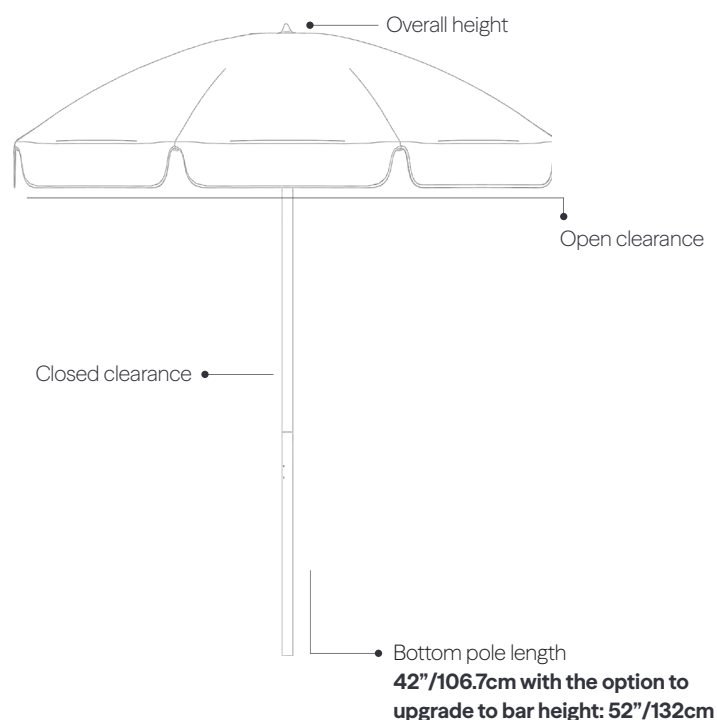
# The Laurel Manual Lift

Steel Patio Umbrella

Traditional strength, simply operated. Ideal for commercial settings, the Laurel Manual Lift features a durable aluminum frame and zinc-plated steel ribs designed to withstand the elements. With its straightforward lift system and classic patio silhouette, it delivers reliable shade and long-term durability in a form that feels timeless and familiar.

## Specifications

Operation	Manual lift and EZ-up spring (for commercial use).
Ribs	5mm zinc plated steel ribs and struts.
Pole & Hardware	1.3mm thick aluminum center pole. Stainless steel hardware throughout.
Canopy Features	Non-twisting end tips.



## Finishes



SR\_Platinum

## Canopy Options



Octagon

7.5ft./2.3m  
845A

Valance Options	Valance, No Vent
Overall Height	92"/234cm
Open Clearance	69"/175cm
Closed Clearance	37"/93cm
Weight	16 lbs./7.3 kg



### Tilted toward good times

Enjoy smooth, easy open and close plus a push-button 45° tilt to help create more flexible shade for sunny days.

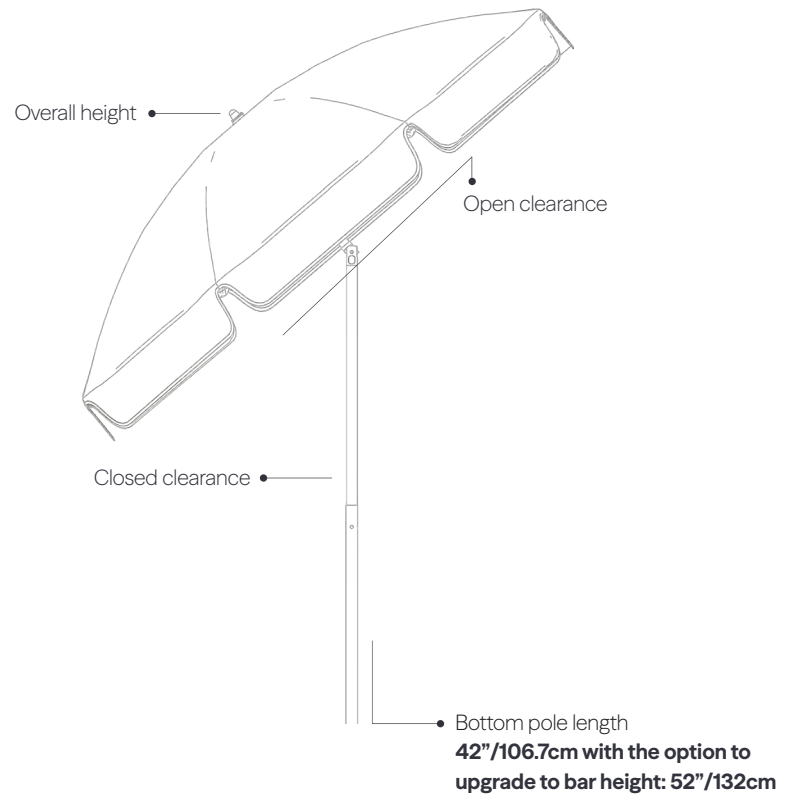
# The Laurel Manual Lift + Push-Button Tilt

Steel Patio Umbrella

Classic strength with added flexibility. The Laurel Manual Lift + Push-Button Tilt pairs its durable steel frame with a simple tilt function that lets you adjust the canopy as the sun moves. Built with zinc-plated steel ribs and a straightforward lift system, it delivers dependable shade with just the right amount of control.

## Specifications

- Operation** Manual lift and EZ-up spring with push-button 45° tilt (ideal for commercial use).
- Ribs** 5mm zinc plated steel ribs and struts.
- Pole & Hardware** 1.3mm thick aluminum center pole. Stainless steel hardware throughout.
- Canopy Features** Non-twisting end tips.



## Finishes



SR\_Platinum

## Canopy Options



Octagon

7.5ft./2.3m  
845AT

Valance Options	Valance, No Vent
Overall Height	92"/234cm
Open Clearance	69"/175cm
Closed Clearance	37"/93cm
Weight	16 lbs./7.3 kg



## Complete control of your cover

A durable stainless steel crank allows you to effortlessly open the umbrella, and a 45° tilt function made of a strong, zinc alloy ensures shade at any time of day.

# The Laurel Crank + Push-Button Tilt

Steel Patio Umbrella

Traditional strength, elevated control. The Laurel Crank + Push-Button Tilt combines its durable aluminum frame with a smooth crank system and integrated push-tilt mechanism that lets you adjust the canopy as the sun moves. With zinc-plated ribs, stainless-steel hardware, and reliable construction throughout, it delivers classic shade with modern convenience built in.

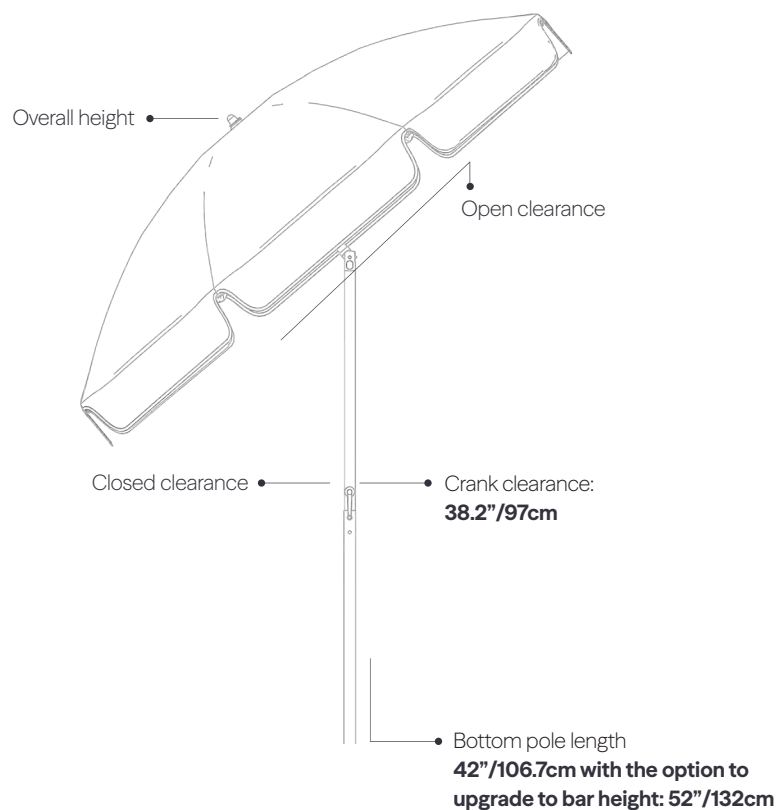
## Specifications

**Operation** Commercial crank lift with push-button 45° tilt.

**Ribs** 5mm zinc plated steel ribs and struts.

**Pole & Hardware** 1.6mm thick aluminum center pole.  
Stainless steel hardware throughout.

**Canopy Features** Non-twisting end tips.  
Can also be done in a vinyl canopy.



## Finishes



SR\_Platinum

## Canopy Options



Octagon

7.5ft./2.3m

845CT

Valance Options Valance, No Vent

Overall Height 94"/238cm

Open Clearance 75"/191cm

Closed Clearance 46"/116cm

Crank Clearance 37"/93cm

Weight 16 lbs./7.3 kg

# Classic Umbrella Bases and Specialty Mounts

## Resin Coated Concrete Bases



50C Resin Table Base

**Dimensions:** 16"/40cm • .6"/15.2cm

**Weight:** 50 lbs./22 kg

**Umbrella Pole:** 1.5"/3.8cm

### Table Use



23 Resin Table Base

**Dimensions:** 20"/50cm • 11.5"/30cm

**Weight:** 80 lbs./36 kg

**Stem:** 1.5"/3.8cm • 7.6"/19cm

### Table Use



## Specialty Mounts



BZ-SM In-Ground Mounting Stem

**1.5" Stem:** 16"/40cm • 1.5"/3,8cm

Powder coated steel stem and galvanized in-ground sleeve. Installation hardware not included. Stainless steel upgrade available.

**Weight:** 11 lbs./5 kg.

**In-Ground:** 8.5"/21cm



Stem In-Ground Mount

**SKU:** IG-ST

**Dimensions:** 4.9"/12.4cm • 6"/15.2cm

Can only be used with stainless steel stems (18ST) on page 32.

**Weight:** 5 lbs./2.26 kg

**In-Ground mount**



CMLK-SM Surface Mounting Stem

**Dimensions:** 18"/45cm • 4"/10.2cm

Powder-coated steel surface mounting plate with a silver mist coating and cam-locking stem. Installation hardware not included. Stainless steel upgrade available.

**Weight:** 9 lbs./4 kg

**Freestanding surface mount**



Surface Mount Stem Plate

**SKU:** DP-ST




**Dimensions:** 5"/12.7cm • .5"/12.7mm

Can only be used with stainless steel stem (18ST) on page 32.

**Weight:** 5 lbs./2.25 kg

**Freestanding surface mount**

# Classic Umbrella Base Guide

	 Octagons			 Squares		 Rectangles	
	7.5ft. 2.3m	9ft. 2.7m	11ft. 3.5m	6.5ft. x 6.5ft. 2m	7.5ft. x 7.5ft. 2.3m	8.0ft. x 10ft. 2.4m x 3m	8.5ft. x 11ft. 2.5m x 3.5m
<b>Resin Coated</b>							
50C	● ●	● ●	● ●	● ●	● ●	● ●	● ●
23	● ●	● ●	● ●	● ●	● ●	● ●	● ●
<b>Aluminum Shells</b>							
100A	● ● ●	● ● ●	● ●	● ● ●	● ●	● ●	● ●
150A	● ● ●	● ● ●	● ● ●	● ● ●	● ● ●	● ● ●	● ● ●
<b>Steel Plates</b>							
50S	● ●	● ●	● ●	● ●	● ●	● ●	● ●
75S	● ●	● ●		● ●			
100S (wheels)	● ●	● ●	● ●	● ●	● ●	● ●	● ●
<b>Galvanized Steel</b>							
24G	● ● ●	● ●	● ●	● ● ●	● ●	● ●	● ●
30G	● ● ●	● ● ●	● ● ●	● ● ●	● ● ●	● ● ●	● ● ●
36G	● ●	● ●	● ●	● ●	● ●	● ●	● ●
40G	● ●	● ●	● ●	● ●	● ●	● ●	● ●
20G-SQ	● ●	● ●	● ●	● ●	● ●	● ●	● ●
24G-SQ	● ● ●	● ● ●	● ●	● ● ●	● ●	● ●	● ●
36G-SQ	● ●	● ●	● ●	● ●	● ●	● ●	● ●
<b>Wheel Base</b>							
480	● ●	● ●	● ●	● ●	● ●	● ●	● ●


● Under Table   ● Freestanding use   ● 1.5" Stem (8st / 18st)

Bases have a +/- 10 lbs. (4.5 kg.) tolerance based on a variety of variables. Dimensions +/- 1-2".

# Classic Umbrella Stems and Bases

## Galvanized Steel Plate Bases

Please note Stems are required for Galvanized Plates and Premium Aluminum Shell Bases.  
8ST are strictly for table applications.



24G Round Galvanized Steel Plate

**Dimensions:** 24"/61cm • .5"/12.7mm  
Plates can be stacked up to 4 plates.  
Must be paired with a stem.

**Weight:** 70 lbs./32 kg

**Table Use Stem:** 8ST

**Freestanding Stem:** 18ST



30G Round Galvanized Steel Plate

**Dimensions:** 30"/76cm • .5"/12.7mm  
Plates can be stacked up to 4 plates.  
Must be paired with a stem.

**Weight:** 100 lbs./45 kg

**Table Use Stem:** 8ST

**Freestanding Stem:** 18ST



36G Round Galvanized Steel Plate

**Dimensions:** 36"/91cm • .5"/12.7mm  
Plates can be stacked up to 4 plates.  
Must be paired with a stem.

**Weight:** 150 lbs./68 kg

**Freestanding Stem:** 18ST



40G Round Galvanized Steel Plate

**Dimensions:** 40"/101cm • .5"/12.7mm  
Plates can be stacked up to 4 plates.  
Must be paired with a stem.

**Weight:** 185 lbs./83 kg

**Freestanding Stem:** 18ST



20G-SQ Galvanized Steel Base

**Dimensions:** 20"/50cm • .5"/12.7mm  
Cannot be stacked. Must be paired with a stem.

**Weight:** 70 lbs./32 kg

**Table Use Stem:** 8ST




24G-SQ Galvanized Steel Base

**Dimensions:** 24"/61cm • .5"/12.7mm  
Cannot be stacked. Must be paired with a stem.

**Weight:** 100 lbs./45 kg

**Table Use Stem:** 8ST

**Freestanding Stem:** 18ST



36G-SQ Galvanized Steel Base

**Dimensions:** 36"/91cm • .5"/12.7mm  
Plates can be stacked up to 4 plates.  
Must be paired with a stem.

**Weight:** 200 lbs./90 kg

**Freestanding Stem:** 18ST



W-Kit Caster Locking Wheels

**Dimensions:** 5"/12.7cm  
Commercial caster wheel kit - for use with  
36G-SQ base stacks.

**Application:** 36G-SQ

**Weight:** 14 lbs./6 kg  
Rated individually at 600 lbs



8ST and 18ST Stems

**8ST Stem Dimensions:** 8"/20cm • 1.5"/3.8cm  
8ST intended for table use only.

**18ST Stem Dimensions:** 18"/45cm • 1.5"/3.8cm  
18ST intended for freestanding use.

# Classic Umbrella Bases

## Bases




100A Premium Aluminum

**Dimensions:** 24"/61cm • 3.5"/9cm  
Aluminum, concrete-filled shell with rear hooded wheels. Must be paired with a stem.

**Weight:** 100 lbs./45 kg

**Table Use Stem:** 8ST

**Freestanding Stem:** 18ST




150A Premium Aluminum

**Dimensions:** 30"/76cm • 3.5"/9cm  
Aluminum, concrete-filled shell with rear hooded wheels. Must be paired with a stem.

**Weight:** 150 lbs./68 kg

**Table Use Stem:** 8ST

**Freestanding Stem:** 18ST




**PAVERS NOT INCLUDED**  
480 Base (Includes wheels and feet)

**Dimensions:** 34"/86cm • 6.5"/16.5cm  
Powder Coated Aluminum Cover  
(12) 16" x 16" Pavers (35 lbs. min ea.)  
Minimum 480 lbs./217 kg.

**Weight:** 80 lbs./36 kg (Empty)

**Wheels Increase Height:** 5"/12.7cm

**Freestanding Stem:** 18ST



75S Steel Plate Wheel Base\*

**Dimensions:** 24"/61cm • 16.5"/42cm

**Weight:** 75 lbs./34 kg

**Stem:** 1.5"/3.8cm • 13.4"/34cm

**Freestanding with 2 wheels**



100S Steel Plate Wheel Base\*

**Dimensions:** 29.25"/74cm • 19"/48cm

**Weight:** 100 lbs./45 kg

**Stem:** 1.5"/3.8cm • 13.7"/34.8cm

**Freestanding with 4 wheels**



50S Steel Plate Base\*

**Dimensions:** 20"/50cm • 11"/28cm

**Weight:** 50 lbs./22 kg

**Stem:** 1.5"/3.8cm • 10.3"/26cm

**Table Use**



\*Powder-coated steel bases are not an ideal choice for coastal environments

# Classic Umbrella Accessories

## Top Covers for Galvanized Steel Plates

Round Powder-Coated Aluminum Top Covers

Weight: 5lbs./2 kg

Sizes: Fits 24G, 30G, 36G and 40G galvanized steel plates.



WG-TC Golden Oak



WH-TC Alpine White



BK-TC Onyx



HW-TC Heather Willow



BZ-TC Desert Bronze



CB-TC Carbon

## Square Powder-Coated Aluminum Top Covers

Weight: 5lbs./2 kg


Sizes: Fits 20G-SQ, 24G-SQ and 36G-SQ galvanized steel plates.



WG-TC Golden Oak



WH-TC Alpine White



BK-TC Onyx



HW-TC Heather Willow



BZ-TC Desert Bronze



CB-TC Carbon

# Classic Umbrella Accessories

## Finials

	Monterey	Greenwich
Chrome Ball Finial	●	●
Chrome Vertex Finial	●	●
Stainless Steel Ball Finial	●	●
Stainless Steel Vertex Finial	●	●
TPU Copolymer Ball Finial	●	●
TPU Copolymer Vertex Finial	●	●

● Available by Default    ● Available as an Upgrade

Finials: Available as a free upgrade. Stainless Steel finials are an upcharge.  
 TPU Copolymer Finials will match the frame finish of your choosing.



Ball Finial



Vertex Finial



## Other Accessories

Accessory	Size(s)	Finish & Material
Beauty Plate For galvanized plates only	8.5"/21.59cm	Stainless Steel
Bar Height Bottom Pole	47"/119.4cm	Frame Finish Match
LED Light Clip	C1, C3	N/A
LED Lights	17.25" L x 1.5"W x 5"H	5000K Temp @ 320 Lumens Max. DC5V/3W/4400mAh lithium battery. 28hrs at low power/12hrs full power
Protective Cover		Black Polyester or Fabric Grade Match

# Cantilever Umbrellas





## Cantilever Umbrellas

Good shade travels well.

When coverage needs to move, our cantilever umbrellas lead the way. Designed for versatility and built with commercial-grade strength, these umbrellas provide adaptable shade ideal for any sophisticated outdoor environment that demands flexibility without compromise.



## Made for Connection

Designed for clinking glasses and good conversations.  
The sun might move, but you won't have to.





True luxury is in the things that last.



## Flexibility to Follow the Sun

The Aurora's Infinity Tilt system and 360 degree rotation allows smooth, continuous angle adjustments throughout the day. Precise and easy to operate, it keeps coverage exactly where you need it, without interrupting the space beneath.

# The Aurora

Aluminum Cantilever Umbrella

Architectural in presence and purposeful in design, the Aurora maximizes usable space without compromising structural integrity. The Aurora eliminates the traditional center post, delivering open, uninterrupted shade supported by a precision-built aluminum frame. Its Infinity Tilt system and 360 degree rotation allows effortless repositioning as the sun moves.

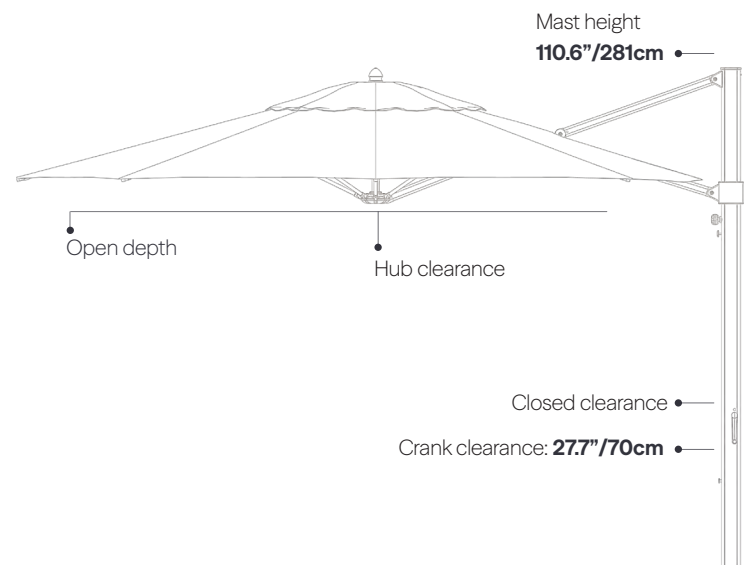
## Specifications

**Operation** Commercially rated crank lift. 360° Mast rotation (16 locking positions every 22.5°). Automatic tilt locking.

**Ribs** 1.2" x .6" x 2.5mm thick extruded "tulip" rib.

**Mast & Hardware** 2.75"x4"/7x10cm diameter aluminum mast standing at 110.6"/281cm tall. Stainless steel hardware throughout.

**Canopy Features** Stainless steel screw and grommet attachments.  
Black polyester protective cover included.  
Wind stabilizer kit included.



## Finishes



MS\_Brushed Silver



WG\_Golden Oak\*



HW\_Heather Willow\*



BK\_Onyx\*



WH\_Alpine White\*



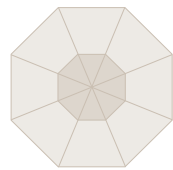
BZ\_Desert Bronze\*



CB\_Carbon\*

\*MSRP upcharge applies for additional finishes

## Canopy Options



Octagon

	11ft./3.5m 868ARU	13ft./4m 880ARU
Hub Clearance	82"/208cm	81"/206cm
Closed Clearance	39"/100cm	32"/81cm
Open Depth	144.7"/368cm	163"/414cm
Weight	95 lbs./43 kg	97 lbs./44 kg



Square

	10ft. x 10ft./3m 883ARU-SQ
Hub Clearance	84"/213cm
Closed Clearance	27"/68cm
Open Depth	133.5"/339cm
Weight	94 lbs./43 kg



Rectangle

	8.5ft. x 11ft./2.5m x 3.5m 882ARU-R
Hub Clearance	84.6"/215cm
Closed Clearance	27.4"/70cm
Open Depth	111.9"/284cm
Weight	93.5 lbs./42.5 kg



## Full Circle Control

Rotate the canopy a complete 360 degree around its mast to reposition shade without moving furniture. The result is uninterrupted flexibility, engineered to adapt as the light shifts.

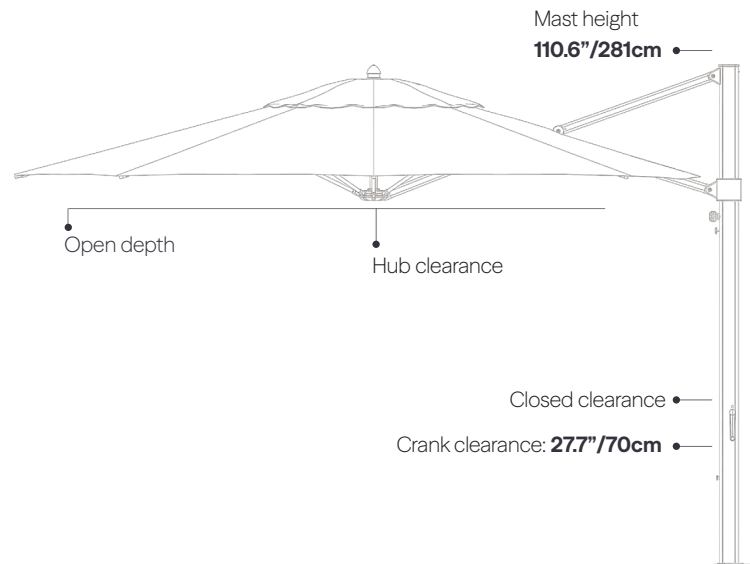
# The Aurora-F

Fiberglass Cantilever Umbrella


The Aurora-F pairs an offset design with resilient fiberglass components engineered to flex under wind stress while maintaining structural balance. Featuring Infinity Tilt and smooth 360 degree rotation, it delivers uninterrupted shade with performance-driven adaptability.

## Specifications

- Operation** Commercially rated crank lift. 360° Mast rotation (16 locking positions every 22.5°). Automatic tilt locking.
- Ribs** .75" (19mm) diameter solid fiberglass ribs.
- Mast & Hardware** 2.75"x4"/7x10cm diameter aluminum mast standing at 110.6"/281cm. Stainless steel hardware throughout.
- Canopy Features** Stainless steel screw and grommet attachments. Black polyester protective cover included.

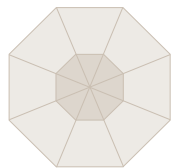


## Finishes



\*MSRP upcharge applies for additional finishes

## Canopy Options



Octagon

	11ft./3.5m 868ARU-F	13ft./4m 880ARU-F
Hub Clearance	82"/208cm	81"/206cm
Closed Clearance	39"/100cm	32"/81cm
Open Depth	144.7"/368cm	163"/414cm
Weight	99.5 lbs./45 kg	102 lbs./46.7 kg



Square

	10ft. x 10ft./3m 883ARU-F-SQ
Hub Clearance	84"/213cm
Closed Clearance	27"/68cm
Open Depth	133.5"/339cm
Weight	99.5 lbs./45 kg



Rectangle

	8.5ft. x 11ft./2.5m x 3.5m 882ARU-F-R
Hub Clearance	84.6"/215cm
Closed Clearance	27.4"/70cm
Open Depth	111.9"/284cm
Weight	96.8 lbs./43.9 kg



## Customize Your Shade

Make it yours before you call it yours. Choose your finish, fabric, and configuration to create an Eclipse® that complements your environment while delivering complete positional control.

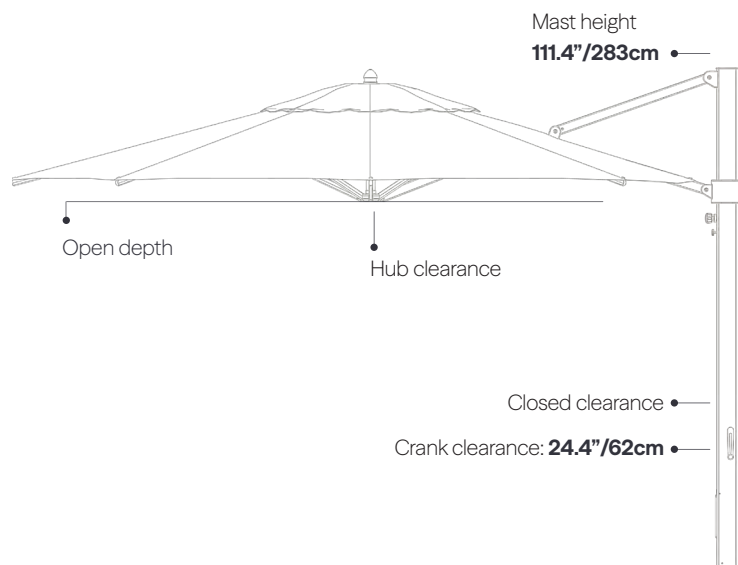
# The Eclipse®

Aluminum Cantilever Umbrella

Total control. Structural confidence. The Eclipse® pairs 360 degree rotation with an Infinity Tilt system, allowing precise shade positioning from morning light to late afternoon sun. Beneath its clean, modern profile is a marine-grade, corrosion-resistant aluminum frame reinforced with heavy-gauge extruded aluminum and stainless-steel components.

## Specifications

Operation	Commercially rated crank lift. 360° Mast rotation (24 locking positions every 16°). Automatic tilt locking.
Ribs	1.2" x .6" x 2.5mm thick extruded "tulip" rib.
Mast & Hardware	3.3"x5"/8x12.7cm diameter aluminum mast standing at 111.4"/283cm. Stainless steel hardware throughout.
Canopy Features	Stainless steel screw and grommet attachments. Black polyester protective cover included. Wind stabilizer kit included.



## Finishes



MS\_Brushed Silver




WG\_Golden Oak\*



HW\_Heather Willow\*



BK\_Onyx\*



WH\_Alpine White\*



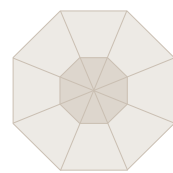
BZ\_Desert Bronze\*



CB\_Carbon\*

\*MSRP upcharge applies for additional finishes

## Canopy Options



Octagon

	11ft./3.5m 868ECU	13ft./4m 880ECU
Hub Clearance	80.7"/205cm	81.9"/208cm
Closed Clearance	41.7"/106cm	32"/82cm
Open Depth	142.5"/362cm	163.8"/416cm
Weight	116 lbs./53 kg	123 lbs./55 kg



Square

	10ft. x 10ft./3m 883ECU-SQ
Hub Clearance	85.4"/217cm
Closed Clearance	27"/68cm
Open Depth	134.3"/341cm
Weight	117 lbs./53.5 kg



Rectangle

	10ft x 13ft./3m x 4m 898ECU-R
Hub Clearance	85.1"/216cm
Closed Clearance	13.4"/34cm
Open Depth	130.7"/332cm
Weight	128 lbs./58 kg

# Cantilever Umbrella Bases

**Aurora and Aurora-F Bases** Please note bases below are minimum weight requirements.



40G+36G Galvanized Steel Stack

**Dimensions:** 40"/101cm • 1"/2.5cm

**Weight:** 335 lbs./152 kg

**Freestanding Use**



40Gx2 Galvanized Steel Stack

**Dimensions:** 40"/101cm • 1"/2.5cm

**Weight:** 360 lbs./ 163 kg

**Freestanding Use**



40Gx3 Galvanized Steel Stack

**Dimensions:** 40"/101cm • 1.5"/3.8cm

**Weight:** 555 lbs./252 kg

**Freestanding Use**



**PAVERS NOT INCLUDED**

480 Base (Includes wheels and feet)

**Dimensions:** 34"/86cm • 6.5"/16.5cm

(12) 16" x 16" Pavers (35 lbs. min ea.)

Minimum 480 lbs./217 kg.

Power Coated Aluminum Cover.

**Weight:** 80 lbs./36 kg (Empty)

**Wheels Increase Height:** 5"/12.7cm

**Freestanding Use** (Residential Only)



36G-SQx2 Galvanized Steel Stack

**Dimensions:** 36"/91cm • 1"/2.5cm

**Weight:** 400 lbs./181 kg

**Freestanding Use**

Available with or without wheels  
(HDW-KIT sold separately).




36G-SQx3 Galvanized Steel Stack

**Dimensions:** 36"/91cm • 6"/15.2cm

**Weight:** 600 lbs./272 kg

**Freestanding Use**

Available with or without wheels  
(HDW-KIT sold separately).



DP Direct Surface Mounting Plate

**Dimensions:** 12.5"/32cm • .5"/12.7mm

Powder-coated steel. SS upgrade available DP-SS

**Weight:** 12 lbs./5 kg

**Freestanding surface mount**

Surface installation hardware not included.



IG In-Ground Mount

**Dimensions:** 8.5"/21cm • 14"/35cm

**Weight:** 18 lbs./8.5 kg

**In-Ground mount:** In-ground mounting into soft soil or concrete installation hardware not included.




W-Kit Caster Locking Wheels

**Application:** 36G-SQ

**Dimensions:** 5"/12.7cm

Rated individually at 600 lbs and are for use with the 36G-SQx3 Galvanized Steel Stack.

**Weight:** 14 lbs./6 kg



# Cantilever Umbrella Bases

**Eclipse® Bases** Please note bases below are minimum weight requirements.



40Gx3 Galvanized Steel Stack

**Weight:** 555 lbs./252 kg

**Dimensions:** 40"/101cm • 1.5"/3.8cm

**Freestanding Use**



40Gx4 Galvanized Steel Stack

**Weight:** 740 lbs./335 kg

**Dimensions:** 40"/101cm • 2"/5cm

**Freestanding Use**



36G-SQx3 Galvanized Steel Stack

**Weight:** 600 lbs./272 kg

**Dimensions:** 36"/91cm • 1.5"/3.8cm

**Freestanding Use**

Cannot be used with wheels (HDW-KIT).



36G-SQx4 Galvanized Steel Stack

**Dimensions:** 36"/91cm • 2"/5cm

**Weight:** 800 lbs./363 kg

**Freestanding Use**

Available with or without wheels (HDW-KIT sold separately).




NGU550 Galvanized Steel Max Base

**Dimensions:** 45"/114cm • 5"/12.7cm

**Weight:** 550 lbs./249 kg

**Freestanding Use**

Powder Coated Aluminum Cover. For commercial use and large areas.



DP-SS Direct Surface Mounting Plate

**Dimensions:** 12.5"/32cm • .5"/12.7mm

**Weight:** 12 lbs./5 kg

**Freestanding stainless steel surface mount**

Stainless Steel Direct Surface Mounting Plate for decking or concrete. Stainless Steel surface mounting place can only be used with a stainless steel spigot. Installation materials not included.



IG In-Ground Mount

**Dimensions:** 8.5"/21cm • 14"/35cm

**Weight:** 18 lbs./8.5 kg

**In-Ground mount:** In-ground mounting into soft soil or concrete installation hardware not included.



W-Kit Caster Locking Wheels

**Application:** 36G-SQ

**Dimensions:** 5"/12.7cm

Rated individually at 600 lbs and are for use with the 36G-SQx3 Galvanized Steel Stack.

**Weight:** 14 lbs./6 kg

# Cantilever Umbrella Accessories

## Top Covers for Galvanized Steel Plates

Round Powder-Coated Aluminum Top Covers

**Weight:** 5lbs./2 kg

**Sizes:** Fits 36G and 40G stacks (note: covers top plate only).



**WG-TC** Golden Oak



**WH-TC** Alpine White



**BK-TC** Onyx



**HW-TC** Heather Willow



**BZ-TC** Desert Bronze



**CB-TC** Carbon

## Square Powder-Coated Aluminum Top Covers

**Weight:** 5lbs./2 kg

**Sizes:** Fits 36G-SQ stacks (note: covers top plate only).



**WG-TC** Golden Oak



**WH-TC** Alpine White



**BK-TC** Onyx



**HW-TC** Heather Willow



**BZ-TC** Desert Bronze



**CB-TC** Carbon

## Other Accessories

Accessory	Size(s)	Finish & Material
LED Light Clip	C1, C2, C4	N/A
LED Lights	17.25" L x 1.5"W x 5"H	5000K Temp @ 320 Lumens Max. DC5V/3W/4400mAh lithium battery. 28hrs at low power/12hrs full power
Protective Cover	One Size	Black Polyester or Fabric Grade Match
Stainless Steel Finial	One Size	The stainless steel Eclipse Finial may be added as an upgrade option for the Aurora



# Giant Umbrellas



Nova  
Giant Greenwich  
Giant Monterey

GIANT



## Giant Umbrellas

More coverage. More confidence. Frankford's giant umbrellas combine impressive scale with refined design, creating cohesive coverage for restaurants, resorts, parks, residential, and commercial environments where aesthetics and performance both matter.



## Go Big

Sometimes, bigger really is better. This is expansive shade that sets a scene where memories are made.





True luxury is in the things that last.



## Full-Scale Flexibility

Shade of this size almost always requires permanent installation. The Nova is one of the few large-format umbrellas in its class to offer both semi-permanent and non-permanent mounting options, delivering structural confidence without locking you into a fixed footprint.

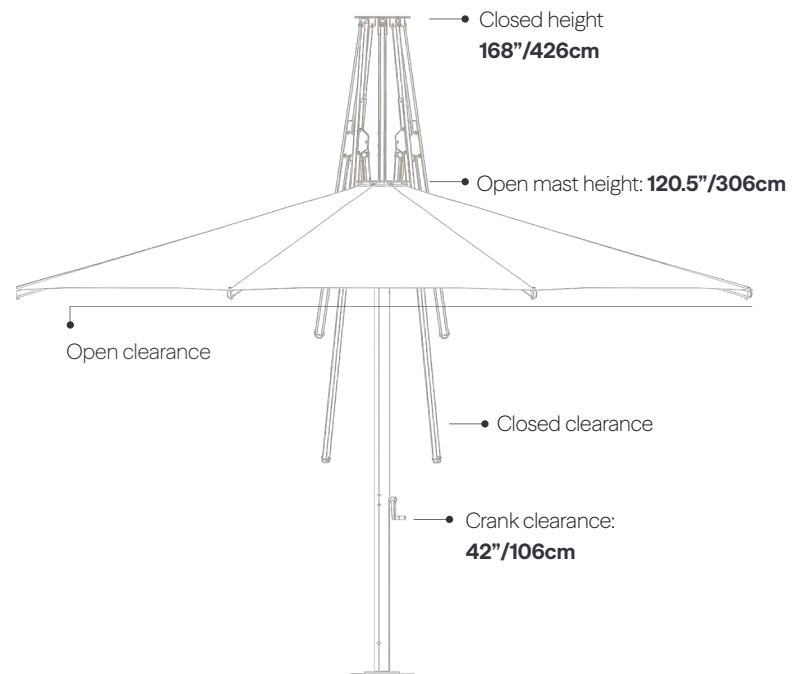
# The Nova

Giant Telescoping Umbrella

Think bigger. The Nova delivers expansive commercial-grade coverage, supported by a commanding 4-inch mast and reinforced extruded aluminum ribs beneath a 9 oz. marine-grade acrylic canopy. A commercial telescopic crank allows the canopy to close vertically — eliminating the need to move furniture below — while semi-permanent and non-permanent mounting options offer installation flexibility rarely found at this scale.

## Specifications

Operation	Telescoping commercial grade crank.
Mast & Hardware	4" diameter aluminum mast and hinge spigot. Stainless steel hardware throughout.
Canopy Features	Reinforced grommets with an ultra-durable woven nylon wrap. Black polyester protective cover included.



## Finishes



MS\_Brushed Silver



WG\_Golden Oak\*



HW\_Heather Willow\*



BK\_Onyx\*



WH\_Alpine White\*



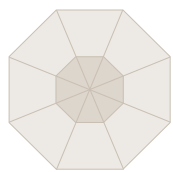
BZ\_Desert Bronze\*



CB\_Carbon\*

\*MSRP upcharge applies for additional finishes

## Canopy Options



Octagon

16ft./5m

896NGU

Open Clearance 90.6"/230cm

Closed Clearance 67.7"/172cm

Open Mast Height 120.5"/306cm

Closed Mast Height 168"/426cm

Weight 181 lbs./82 kg



Square

13ft. x 13ft./4m

8110NGU-SQ

Open Clearance 90.6"/230cm

Closed Clearance 51.6"/131cm

Open Mast Height 120.5"/306cm

Closed Mast Height 168"/426cm

Weight 154 lbs./70 kg



## Your Shade. Your Design.

Choose your proportions, finish, and fabric to shape the Giant Greenwich's clean aluminum silhouette. Finally, you can get wide coverage without sacrificing elegance.

# The Giant Greenwich

Giant Aluminum Market Umbrella

Designed for upscale settings, the Giant Greenwich delivers clean aluminum aesthetics with structural authority beneath the surface. Its anodized finish and marine chrome-plated aluminum finial complete the silhouette with elevated precision. Just because you want to go big, doesn't mean you need to sacrifice elegance.

## Specifications

Operation	Kernmantle poly-nylon woven rope double pulley system.
Ribs	1.2" x .6" x 2.5mm thick extruded "tulip" rib.
Pole & Hardware	2" diameter aluminum center pole (3.2mm wall thickness). Stainless steel hardware throughout. Freestanding only.
Canopy Features	Stainless steel screw and grommet attachments.



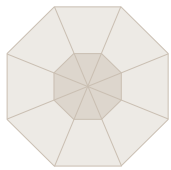
## Finishes



Available finial options are under Giant Umbrella Accessories on page 63

\*MSRP upcharge applies for additional finishes

## Canopy Options



Octagon

\*Pagoda is available for this canopy.  
See page 92 for details.

13ft./4m

880CAM

Overall Height	112.5"/285cm
Open Clearance	87"/221cm
Closed Clearance	30.5"/77cm
Weight	47 lbs./21 kg



Square

10ft. x 10ft./3m

883CAM-SQ

Overall Height	112.5"/285cm
Open Clearance	85.5"/217cm
Closed Clearance	28"/71cm
Weight	43 lbs./19.5 kg



Rectangle

8.5ft. x 11ft./2.5m x 3.5m

882CAM-R

Overall Height	112.5"/285cm
Open Clearance	88"/223cm
Closed Clearance	27"/68cm
Weight	42 lbs./19 kg



Built to bend. Built to last.

The Giant Monterey's strong fiberglass ribs are designed to flex in the wind instead of fighting it. That controlled flexibility reduces stress on the frame, helping the umbrella withstand everyday wear and wind gusts of up to 35mph.

# The Giant Monterey

Giant Fiberglass Market Umbrella

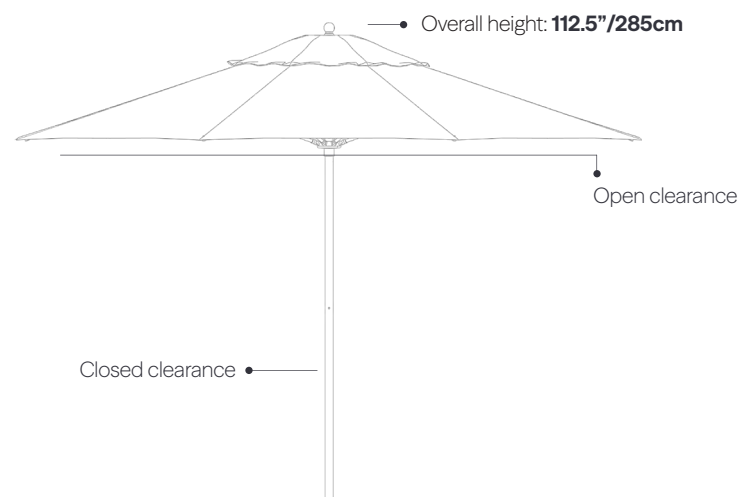
The icon just got bigger. The Giant Monterey builds on our renowned fiberglass design with a single 2-inch aluminum center post and substantial  $\frac{3}{4}$ -inch thick fiberglass ribs engineered to maintain shape while flexing intelligently in the wind. The result is large-scale shade that balances strength with resilience. It's the Monterey you trust, expanded, reinforced, and ready to withstand demanding environments with style.

## Specifications

**Operation** Kernmantle poly-nylon woven rope double pulley system.

**Ribs** .75" flexible fiberglass ribs and struts.

**Pole & Hardware** 2" diameter aluminum center pole (3.2mm wall thickness).  
Stainless steel hardware throughout. Freestanding only.



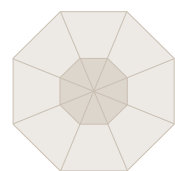
## Finishes



Available finial options are under Giant Umbrella Accessories on page 63

\*MSRP upcharge applies for additional finishes

## Canopy Options



Octagon

\*Pagoda is available for this canopy.  
See page 92 for details.

13ft./4m


880FM

Overall Height 112.5"/285cm

Open Clearance 87"/221cm

Closed Clearance 30.5"/77cm

Weight 47 lbs./21 kg



Square

10ft. x 10ft./3m

883FM-SQ

Overall Height 112.5"/285cm

Open Clearance 85.5"/217cm

Closed Clearance 28"/71cm

Weight 43 lbs./19.5 kg



Rectangle

8.5ft. x 11ft./2.5m x 3.5m

882FM-R

Overall Height 112.5"/285cm

Open Clearance 88"/223cm

Closed Clearance 27"/68cm

Weight 42 lbs./19 kg

# Giant Umbrella Bases

## Nova Bases



NGU550 Galvanized Steel Max Base

**Dimensions:** 45"/114cm • 5"/12.7cm

**Weight:** 550 lbs./249 kg

**Freestanding Use**

Powder Coated Aluminum Cover.  
For Commercial use and large areas.



MS\_Brushed Silver



WG\_Golden Oak



HW\_Heather Willow



BK\_Onyx




WH\_Alpine White



BZ\_Desert Bronze



CB\_Carbon



Surface Mounting Plate

**SKU:** NGU-DP

**Dimensions:** 16"/40cm • .5"/12.7mm

**Weight:** 20 lbs./9 kg

**Freestanding surface mount:** In-ground mounting directly to concrete or wooden surface. Installation hardware not included.



IG In-Ground Mount

**SKU:** IG-ST

**Dimensions:** 8.5"/21cm • 14"/35cm

**Weight:** 18 lbs./8.5 kg

**In-Ground Mount:** In-ground mounting into soft soil or concrete installation hardware not included.

## Featuring the 18ST-2 Stainless Steel Stem for Giant Monterey and Giant Greenwich




Frankford offers an 18ST-2 stainless steel stem for Giant Monterey and Giant Greenwich umbrellas. This stainless steel stem is not available in powder coat finishes.

**Dimensions:** 18"/45.7cm • 2"/5.1cm

# Giant Umbrella Bases

## Giant Greenwich & Giant Monterey Bases



36G+18ST2 Galvanized Steel Plate

**Dimensions:** 36"/91cm • 1"/2.5cm

**Weight:** 150 lbs./68 kg

**Stem:** 18"/45cm • 2"/5cm (18ST-2)

**Freestanding Use**




40G+18ST2 Galvanized Steel Plate

**Dimensions:** 40"/101cm • 1"/2.5cm

**Weight:** 185 lbs./84 kg

**Stem:** 18"/45cm • 2"/5cm (18ST-2)

**Freestanding Use**



36G-SQ+18ST2 Galvanized Steel Base


**Dimensions:** 36"/91cm • 1"/2.5cm

Plates can be stacked up to 4 plates. Must be paired with a stem. Available with or without wheels (HDW-KIT sold separately).

**Weight:** 200 lbs./90 kg

**Stem:** 18"/45cm • 2"/5cm (18ST-2)

**Freestanding Use**



**PAVERS NOT INCLUDED**

480 Base (Includes wheels and feet)

**Dimensions:** 34"/86cm • 6.5"/16.5cm

(12) 16" x 16" Pavers (35 lbs. Min ea.)


Minimum 480 lbs./217 kg. Can stack up to 4 plates for additional weight.

**Weight:** 80 lbs./36 kg (Empty)

**Stem:** 18"/45cm • 2"/5cm (18ST-2)

**Wheels Increase Height:** 5"/12.7cm

**Freestanding Use**



150A+18ST2 Premium Aluminum


**Dimensions:** 30"/76cm • 3.5"/9cm

**Weight:** 150 lbs./68 kg

**Stem:** 18"/45cm • 2"/5cm (18ST-2)

**Freestanding Use**

Aluminum, concrete-filled shell with rear hooded wheels.



Surface Mount Stem Plate

**SKU: DP-ST**

**Dimensions:** 5"/12.7cm • .5"/12.7mm

**Weight:** 5 lbs./2.25 kg

**Freestanding surface mount:** Stainless Steel surface mounting plate can only be used with a stainless steel stem (18ST-2).



BZ2-SM In-Ground Mounting Stem

**Weight:** 11 lbs./5 kg

**2" Stem:** 16"/40cm • 2"/5cm

Powder coated steel stem/galvanized in-ground sleeve.

Installation hardware not included.

Stainless steel upgrade available.

**In-Ground:** 8.5"/21cm



Stem IG In-Ground Mount

**SKU: IG-ST**

**Dimensions:** 4.9"/12.4cm • 6"/15.2cm

In-ground installation. In-ground mounting into soft soil or concrete. Installation hardware not included.

Can only be used with stainless steel stems (18ST-2) on page 60.

**Weight:** 5 lbs./2.26 kg



W-Kit Caster Locking Wheels

**Dimensions:** 5"/12.7cm

Rated individually at 600 lbs. Wheels can be used with any variety of 36G-SQ galvanized plate stacks, ranging from 200 - 800 lbs.

**Weight:** 14 lbs./6 kg

# Giant Umbrella Accessories

## Top Covers for Galvanized Steel Plates

Round Powder-Coated Aluminum Top Covers

Weight: 5lbs./2 kg

Sizes: Fits 36G and 40G stacks (note: covers top plate only).



WG-TC Golden Oak



WH-TC Alpine White



BK-TC Onyx



HW-TC Heather Willow



BZ-TC Desert Bronze



CB-TC Carbon

## Square Powder-Coated Aluminum Top Covers

Weight: 5lbs./1 kg


Sizes: Fits 36G-SQ stacks (note: covers top plate only).



WG-TC Golden Oak




WH-TC Alpine White



BK-TC Onyx



HW-TC Heather Willow



BZ-TC Desert Bronze



CB-TC Carbon

# Giant Umbrella Accessories

## Finials

	Nova	Greenwich	Monterey
Chrome Ball Finial	N/A	●	●
Chrome Vertex Finial	N/A	●	●
Stainless Steel Ball Finial	N/A	●	●
Stainless Steel Vertex Finial	N/A	●	●

● Available by Default    ● Available as an Upgrade


Finials: Available as a free upgrade. Stainless Steel finials are an upcharge.



Ball Finial



Vertex Finial



## Other Accessories

Accessory	Size or Description	Finish & Material
LED Lights	17.25" L x 1.5"W x 5"H	5000K Temp @ 320 Lumens Max. DC5V/3W/4400mAh lithium battery. 28hrs at low power/12hrs full power
LED-C1	For Giant Greenwich	
LED-C2	For Giant Monterey	
Protective Cover	Black Polyester or Fabric Grade Match	

# Cabanas





## Cabanas

Our cabanas create immersive shade environments designed for resorts, pool decks, and outdoor spaces that prioritize privacy, luxury, and lasting performance.



## Outdoor Havens

Immersive shade environments for resorts, pool decks, and outdoor spaces that prioritize luxury, and lasting performance.





True luxury is in the things that last.



## Designed to Come Together Easily

The Marella is engineered for efficient assembly and disassembly without sacrificing structural integrity. Its thoughtfully designed components streamline installation, making it practical for seasonal setups and evolving hospitality environments.

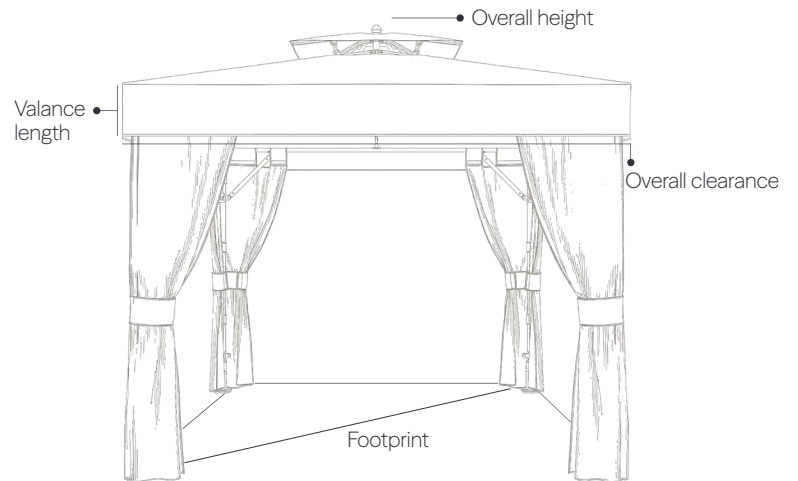
# The Marella

Resort Cabana


Resort architecture, redefined. The Marella is engineered for demanding environments, combining marine-grade components with solution-dyed acrylic fabric trusted for its strength, colorfastness, and UV resistance. Easy to assemble and configure, the Marella elevates pool decks and beachfront properties with the kind of comfort and presence guests expect — and operators can rely on.

## Specifications

- Frame** Complete marine grade extruded aluminum frame. Type II, Class I performance anodizing marine standard. Easy drop in canopy attachment with barrel bolt connections.
- Supports & Hardware** 2" diameter (.125" thick) corner mounting post. 1.5" diameter (.125" thick) 45° corner structure supports 2mm thick canopy ribs. 316L stainless steel hardware/couplings throughout. INCLUDED (as shown): MLA-8ST2 Stem, Corner Accent Curtains (x4).
- Canopy Features** Stainless steel screw and grommet attachments.



## Finishes



\*MSRP upcharge applies for additional finishes

## Curtains and Walls

Each Marella Cabana comes standard with 4 corner accent curtains. Corner accents are replaced by any selected, additional accessories. Optional half entrance curtain set available. Engineered to withstand sustained 35 mph winds **with corner accent curtains only**.

### Full Privacy Tension Wall (X1) MLA-FW



Privacy walls are paired with the required lower tension rail.  
If single wall or full enclosure is being used, one (1) pair of **MLA-HC** is required to cap the ends of the wall. If two (2) walls are being used, two (2) pairs of **MLA-HC** is required.

### Entrance Half Curtains (X2) MLA-HC



If single wall or full enclosure is being used, one (1) pair of **MLA-HC** is required to cap the ends of the wall. If two (2) walls are being used, two (2) pairs of **MLA-HC** are required.

### Full Curtain Split Wall (X1) MLA-SW



Half entrance curtains zipper to a full wall **MLA-FW** or split wall **MLA-SW** to finish the ends of the walls for an entrance.  
A full curtain split wall allows the user to completely open & tie back to the legs or close completely in the center for privacy.

## Canopy Options

10ftx10ft/3mx3m

Overall Height	127.8"/324.6cm
Overall Clearance	91.9"/233.43cm
Valance Length	12"/30.5cm
Footprint	120"x120"/304.8cmx304.8cm
Leg Diameter	2"/5cm
Weight	285 lbs./129.27 kg



Set up. Fold down. Move on.

The beach cabana's folding clamshell is ideal for concession environments that demand daily movement and storage. Lightweight in handling, strong in structure, it's built for operational ease without compromising stability.

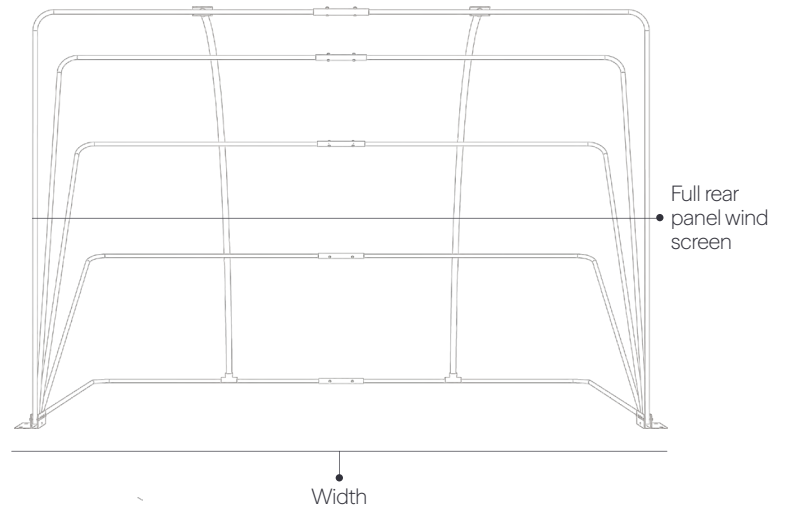
# The Solara

Concession Grade Beach Cabana

Built for the shoreline. Designed for daily use. The Solara Beach Cabana pairs a solid aluminum frame with stainless-steel components and a 9 oz. marine-grade acrylic canopy engineered to resist sagging, fading, mold, and mildew in full-sun environments. Its folding clamshell design and mesh windscreen provide practical flexibility, while self-repairable construction supports long-term maintenance. This is concession-grade shade built to endure, and built to be seen.

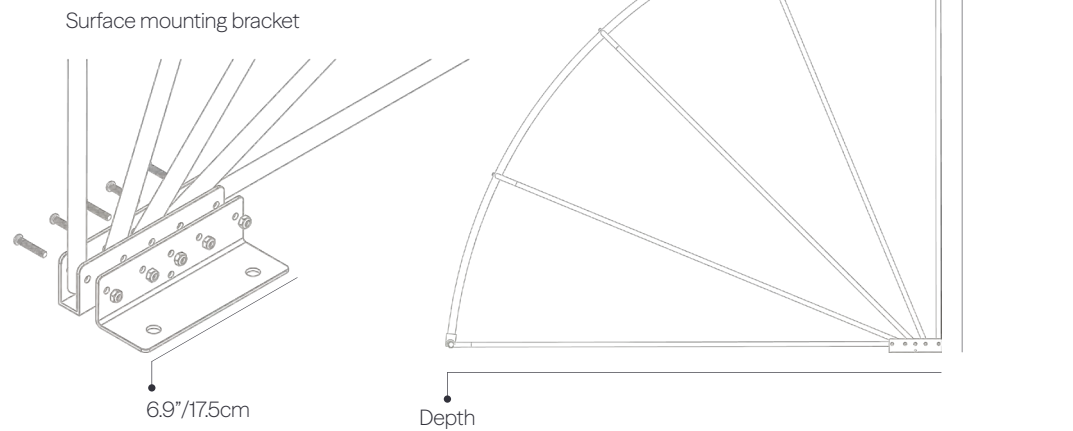
## Specifications

Frame	Commercial grade 1/2" diameter solid aluminum frame.
Supports & Hardware	PVC pole-stays. Stainless steel hardware throughout.
Fabric Features	Vinyl woven mesh windscreen ensures comfort and provides added stability during windy coastal conditions.



## Built for Breezy Days

The integrated vent system improves airflow and reduces wind resistance, helping stabilize the cabana in variable conditions. It's thoughtful design that protects both the frame and the experience beneath it.



## Canopy Options

CB87

Overall Height	59"/150cm
Width	87"/221cm
Depth	65"/165cm
Pole Diameter	.5"/1.27cm
Weight	25 lbs./11.3 kg

# Marella Cabana Bases

## Freestanding Use



### 30G MLA Galvanized Steel Plate

**Dimensions:** 30"/76cm • .5"/12.7mm  
Plates can be stacked up to 4 plates.  
Must be paired with a stem.

**Weight:** 100 lbs./45 kg

**Freestanding Use**



### 30G+24G MLA Galvanized Steel Plate

**Dimensions:** 30"/76cm • 1"/2.5cm  
A third plate, equal to greater than the size and/or weight of the bottom plate, can be added.

**Weight:** 170 lbs./77 kg

**Freestanding Use**



### 30Gx2 MLA Galvanized Steel Plate

**Dimensions:** 30"/76cm • 1"/2.5cm  
Can stack up to four 30G plates, or add a third plate equal to or larger than the bottom plate in size and/or weight.

**Weight:** 200 lbs./90 kg

**Freestanding Use**




### 36G MLA Galvanized Steel Plate

**Dimensions:** 36"/91cm • .5"/12.7mm  
Can stack up to four 30G plates, or add a second plate equal to or larger than the bottom plate in size and/or weight.

**Weight:** 150 lbs./68 kg

**Freestanding Use**



### 36G-SQ-MLA Square Galvanized Steel Plate

**Dimensions:** 36"/91cm • .5"/12.7mm  
HDW-Kit is not available.

**Weight:** 200 lbs./90 kg

**Freestanding Use**



### IG-ST Stem In-Ground Mount

**Dimensions:** 4.9"/12.4cm • 6"/15.2cm

**Weight:** 5 lbs./2.26 kg

In-ground mounting into soft soil or concrete.  
Stainless steel surface mounting plate can only be used with a stainless steel stem (8ST, 18ST/2, MLA-8ST2).  
Installation materials are not included.



### DP-ST Surface Mount Stem Plate

**Dimensions:** 5"/12.7cm • .5"/12.7mm

**Weight:** 5 lbs./2.25 kg

**Freestanding surface mount**

Stainless steel surface mounting plate can only be used with a stainless steel stem (8ST, 18ST/2, MLA-8ST2).  
Installation hardware not included.

# Marella Cabana Accessories

Accessory	Size or Dimensions	Additional Information
LED Light Clip	C1	N/A
LED Lights	17.25"L x 1.5"W x .5"H	5000K Temp @ 320 Lumens Max. DC5V/3W/4400mAh lithium battery. 28hrs at low power/12hrs full power



# Beach Umbrellas



Avalon  
Emerald Coast  
Monterey  
Oakwood Lounger  
Beach Haven



## Beach Umbrellas

From sunrise set-ups to sunset pack-downs, Frankford's beach umbrellas are made for memory-making. Designed to handle wind, salt, sand, and long days by the water, our beach umbrellas deliver dependable protection with timeless appeal.



## For better beach days

Just when you thought the coastline couldn't get any prettier.





True luxury is in the things that last.



## Not all shade is created equal

Crafted from 9 oz. marine-grade acrylic, the Avalon delivers superior UV protection while resisting fading, mold, and mildew. Unlike lighter furniture-grade fabrics that stretch or sag, this canopy is engineered to hold its color and structure over time.

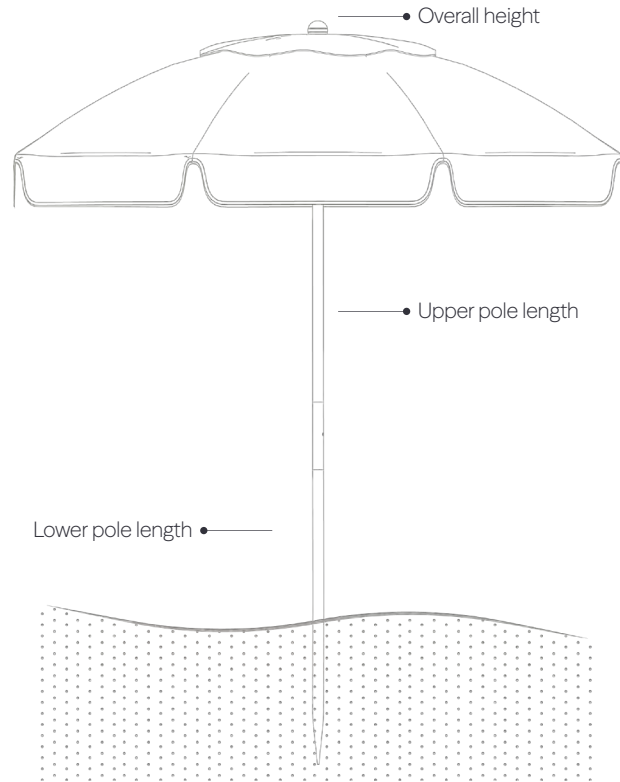
# The Avalon

Fiberglass Beach Umbrella

Built for the coastline. Engineered for the long haul. The Avalon pairs a resilient fiberglass ribs with a solid ash wood pole and heavy-gauge resin components, designed to endure salt air, wind, and daily beachfront use. Its 9 oz. marine-grade acrylic canopy delivers superior UV protection and resists sagging, stretching, and fading that lighter fabrics can't match.

## Specifications

Operation	Manual, stainless spring ledge.
Ribs	8mm flexible fiberglass ribs and struts.
Pole & Hardware	1.375" diameter solid ash wood center pole. Stainless steel hardware throughout.
Canopy Features	4-layer fabric protection and closed-stitching pocket.

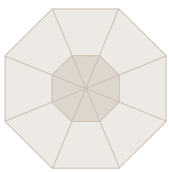


## Finishes



ASH\_Ash Wood

## Canopy Options




Octagon

\*Pagoda is available for this canopy. See page 92 for details.



7.5ft./2.3m  
844FWB-01

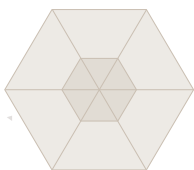


7.5ft./2.3m  
844FWB-02



7.5ft./2.3m  
844FWB-03

Configuration	Valance, No Vent	Valance + Vent	No Valance, Vent
Overall Height	94"/228cm	94"/228cm	94"/228cm
Upper Pole Length	55"/139cm	55"/139cm	55"/139cm
Lower Pole Length	38"/96.5cm	38"/96.5cm	38"/96.5cm
Weight	14 lbs./6.4 kg	14 lbs./6.4 kg	14 lbs./6.4 kg



Hexagon

6.5ft./2m  
639FWB-01

Configuration	Valance, No Vent
Overall Height	94"/228cm
Upper Pole Length	55"/139cm
Lower Pole Length	38"/96.5cm
Weight	14 lbs./6.4 kg



## A Classic, Configured Your Way

With multiple size options, fabric selections, and thoughtful detailing, the Emerald Coast pairs time-tested steel construction with customization that reflects your space. Who says tradition means limitation?

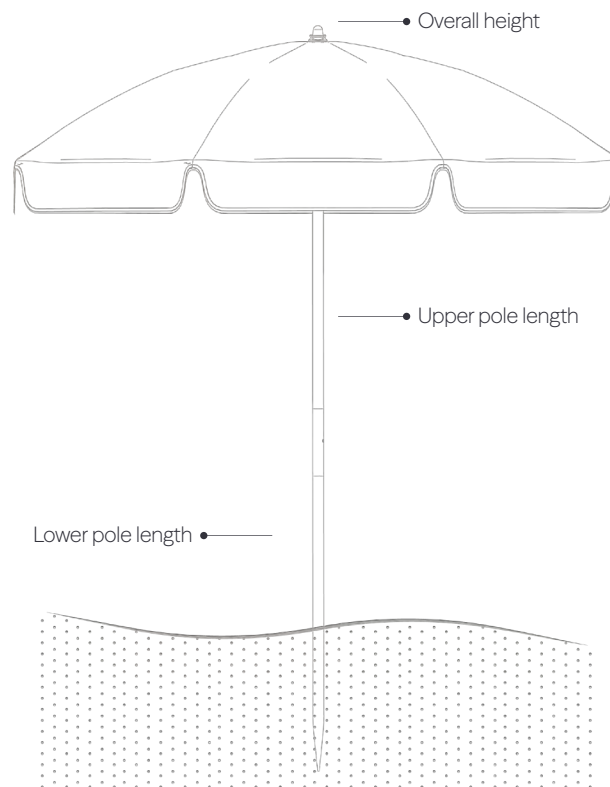
# The Emerald Coast

Steel Frame Beach Umbrella

The Emerald Coast combines a steel ribs, ash wood pole, and 9 oz. marine-grade acrylic canopy to create beach shade built for longevity. Resistant to mold, mildew, and fading, it stands apart from lighter, furniture-grade alternatives that lose structure over time. Trusted on shorelines for generations, it remains the benchmark for dependable, beautifully proportioned beach shade.

## Specifications

Operation	Manual, stainless spring ledge.
Ribs	5mm zinc plated steel ribs.
Pole & Hardware	1.375" diameter solid ash wood center pole. Stainless steel hardware throughout.
Canopy Features	Non-twisting end tips.

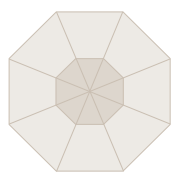


## Finishes

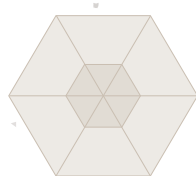


ASH\_Ash Wood

## Canopy Options



Octagon



Hexagon

7.5ft./2.3m  
845W

Overall Height	94"/238cm
Upper Pole Length	55"/139cm
Lower Pole Length	38"/96.5cm
Weight	15 lbs./6.8 kg

6.5ft./2m  
639W

Overall Height	94"/238cm
Upper Pole Length	55"/139cm
Lower Pole Length	38"/96.5cm
Weight	15 lbs./6.8 kg



### Sand Anchor

The rust-proof aluminum 38-SAP Sand Anchor is designed to support our Monterey market umbrellas when used on the beach.

**Dimensions:** 27"/68cm

**Weight:** 4 lbs./1.8 kg

**Finish & Material:** Aluminum

**Diameter:** 1.5" or 2" (2" diameter for larger umbrellas)



### Sand Auger Drill Bit

The 30-SA Sand Auger is a 30" drill bit designed to ensure our umbrella poles are installed at a safe and stable depth in the sand.

**Dimensions:** 36"/91.4cm

**Weight:** 2.5 lbs./1.13 kg

**Finish & Material:** Steel

## Anchored in Good Times

When paired with the Sand Anchor, the Monterey is secured deep into the sand for dependable coastal performance. The corrosion-resistant aluminum anchor reinforces support.

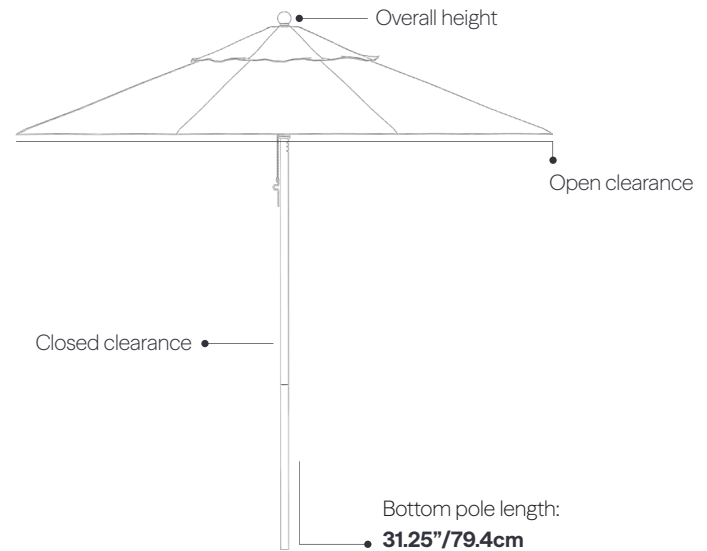
# The Monterey

Fiberglass Market Beach Umbrella


Commercial strength, ready for the coast. Pair the renowned Monterey pulley market umbrella, with its fiberglass rib construction and durable aluminum center pole, with the Sand Anchor for secure, stable, beachfront installation. Designed to flex intelligently in wind while maintaining structural integrity, it delivers elevated shade built for real coastal conditions. It's the Monterey you know — engineered to stand confidently where wind and salt air demand more.

## Specifications

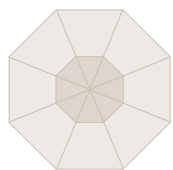
Operation	Kernmantle poly-nylon woven rope pulley system.
Ribs	1/2" flexible fiberglass ribs and struts.
Pole & Hardware	1.5" diameter aluminum center pole (1/8" wall thickness).
Canopy Features	4-layer fabric protection and closed-stitching pocket.



## Finishes



## Canopy Options



Octagon

	7.5ft./2.3m 845FM	9ft./2.7m 854FM	11ft./3.5m 864FM
Overall Height	94"/238cm	102"/259cm	108"/274cm
Open Clearance	70"/177cm	76"/193cm	82"/208cm
Closed Clearance	44"/111cm	42"/106cm	40"/101cm
Weight	20 lbs./9 kg	22 lbs./10 kg	26 lbs./12 kg



Square

	6.5ft. x 6.5ft./2m 454FM-SQ	7.5ft. x 7.5ft./2.3m 864FM-SQ
Overall Height	102"/259cm	108"/274cm
Open Clearance	76"/193cm	82"/208cm
Closed Clearance	42"/106cm	40"/101cm
Weight	18 lbs./8.5 kg	24 lbs./11 kg

## Accessory

Accessory	Weight	Dimensions	Finish & Material	Diameter
Sand Anchor	4 lbs./1.8 kg	27"/68cm	Aluminum	Available in 1.5" or 2" diameter for Giant Monterey
Sand Auger Drill Bit	2.5 lbs./1.13 kg	36"/91.44cm	Steel	N/A
CB01	N/A	N/A	Navy Blue Cotton Beach Umbrella Carry Bag	



## Crafted for the Coast

Built from durable solid oakwood and protected with marine-grade varnish, the frame delivers timeless character with the strength to endure salt air and sun. It's classic construction, engineered for real coastal conditions.

# The Oakwood Beach Lounger

Wooden Beach Chair

Crafted for the coast. The Oakwood Beach Lounger pairs heavy-duty solid wood construction with marine-grade spar varnish and stainless-steel hardware to resist salt air, sun, and long seasons by the water. Its 9 oz. marine-grade acrylic fabric delivers superior UV protection while resisting mold, mildew, and fading. This is timeless beachfront comfort engineered for real coastal conditions.

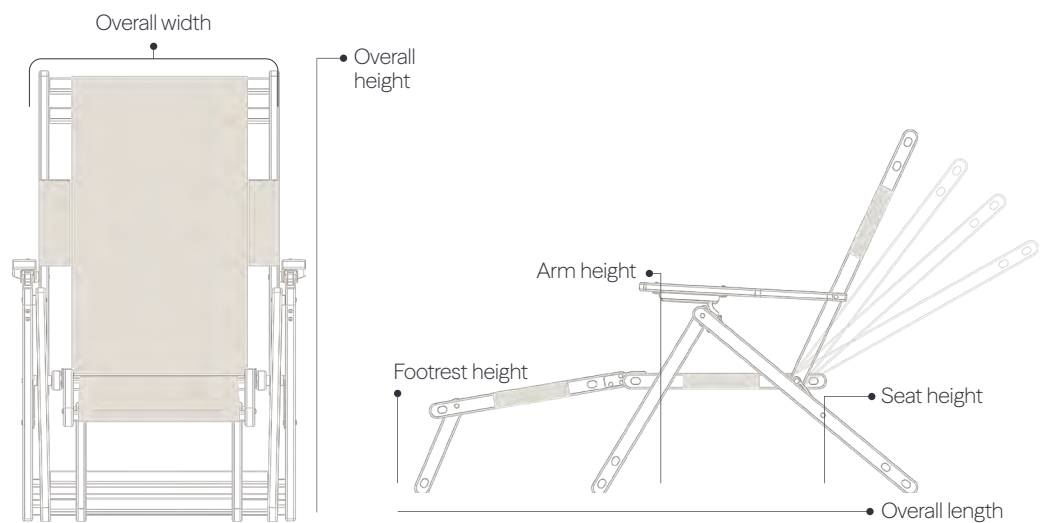
## Specifications

**Frame** Solid oakwood construction and protected with marine-grade varnish. Four adjustable positions ensure perfect lounging and comfort.

**Supports & Hardware** Double dowel support. Stainless steel hardware throughout.

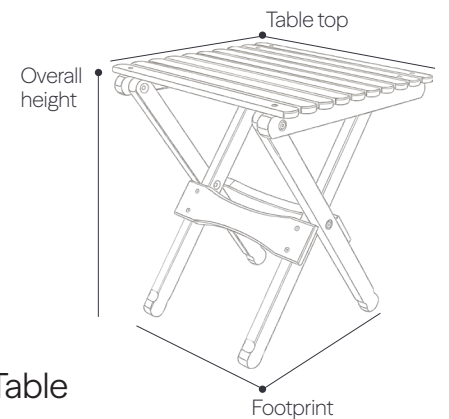
## Stay a Little Longer

The detachable footrest transforms the Oak Beach Lounger from simple seating to full-length relaxation in seconds. Easy to attach, it gives guests the flexibility to recline fully. And when the day winds down, it detaches just as easily for compact storage and transport.



## Dimensions

	With footrest FC101	Without footrest FC101NF
Overall Length	66"/168cm	43"/109.22cm
Overall Width	24.5"/62cm	24.5"/62cm
Overall Height	39"/99cm	39"/99cm
Weight	25 lbs./11.4 kg	22 lbs./10 kg
Footrest	Yes	No
Seat Height	14"/36cm	14"/36cm
Seat Depth	17.25"/44cm	17.25"/44cm
Seat Width	18.25"/46cm	18.25"/46cm
Arm Height	23"/58cm	23"/58cm
Footrest Length	23"/58cm	N/A



Oakwood Beach Folding Table

**Weight:** 8 lbs./3.63 kg

**Table Top:** 15"x16"/38cm x 40.6cm

**Overall Height:** 17"/43.2cm

**Footprint:** 10.375"x14.375"/26.4cm x 36.5cm

## Accessory

Accessory	Finish & Material
CB01-FC	Back Strap and Shoulder Strap Carry Bag for FC101





## Shade Accents

Where Frankford shade becomes uniquely yours.



## Shade Accents

Classic, coastal, or cozy: it's up to you. Customize your umbrella with fringe options, valance styles, and other add-ons to shape the mood of your space.





True luxury is in the things that last.

# Shade Accents

## Valances



**V1 Standard**

**Length: 6"**

The flap style valance offers a clean, structured look rooted in early American and colonial design. Characterized by its flat, symmetrical panel-like sections that hang down in even intervals.



**V2 Whale Tail**

**Length: 6"**

A distinctive valance named for its dramatic center swoop that resembles the fluke of a whale's tail. The whale tail valance adds a sense of movement and elegance to any outdoor space.



**V3 & V4 Classic Scallop**

**V3 Length: 5"**

**V4 Length: 3"**

The scallop valance is a timeless style that adds elegance and softness. With its gently rounded, wave-like curves, this style traces its origins to classic European décor that adds charm and dimension.



**V5 French Scallop**

**Length: 6"**

Characterized by its soft, curved scallops and flowing lines, this valance style evokes classic Parisian charm and timeless sophistication.



**V6 Roman Scallop**

**Length: 6"**

Originally inspired by the practical drapery used in Roman villas, its clean, horizontal folds create a tailored look that complements both traditional and contemporary spaces.



**V7 & V8 Wave Scallop**

**V7 Length: 5"**

**V8 Length: 3"**

A more modern take on the classic scallop. Softer curves with a more fluid contemporary look.

## Canopy Trims



### Single Trim

Sewn on contrasting accent fabric trim to canopy.



### Double Trim


Sewn on contrasting accent fabric trims to canopy.  
Outer: accent.  
Middle: matching canopy or contrasting accent.  
Inner: accent.



### Triple Trim

Sewn on contrasting accent fabric trims to canopy.  
Outer: accent.  
Middle: matching canopy or contrasting accent.  
Inner: accent.

## Binding




Binding is the perfect finishing edge to any valance style. By default, our binding color is solid white unless specified otherwise in your order. You have the option to match the binding with the valance color for a seamless look, or opt for a bold statement by contrasting it with a complementary solid fabric from Recasens or Sunbrella.

## Fringe



### Bullion Fringe

Bullion fringe offers versatility in design with options for a single-color solid twisted fringe or up to a 3-color solid twist from made from most Sunbrella fabrics. You can choose between a 3" or 5" length to suit your preference. This decorative element can enhance a valance or be directly added to the edge of a canopy, even without a valance.



### Brush Fringe

Choose a single-color or double-color blend, available in a 1" length. Brushed fringe can be used to further accent a valance, or can be added directly to the finished edge of a canopy (without a valance).



# The Alta Pagoda

Elevate the silhouette. The Alta Pagoda transforms the profile of your Frankford umbrella, creating a refined, architectural peak that commands attention without overpowering the space.

Designed to integrate seamlessly with compatible models, the Alta Pagoda enhances visual presence while maintaining the structural integrity and performance you expect.

**Available on all Monterey, Greenwich, and Giant Monterey/Giant Greenwich octagonal canopies.**

**All Shade Accents are available with the Alta Pagoda with the exception of single and double air vent configurations.**



# The Estrella

Stylize the silhouette. The Estrella transforms the profile of your Frankford umbrella, creating a unique shape that draws the attention to your outdoor space.

Designed to integrate seamlessly with compatible models, the Estrella enhances visual presence while maintaining the structural integrity and performance you expect.

**Available on all Monterey, Greenwich, and Giant Monterey/Giant Greenwich octagonal canopies.**

**All Shade Accents are available with the Estrella with the exception of valances.**



# Our Fabric Partners

## Sourced from the Best in the Industry

We partner with leading textile innovators — including Recacril® by Recasens, Sunbrella®, Outdura®, and Tempotest® — to ensure every canopy meets our standards for durability, color retention, and performance. From nanoparticle-protected fibers that resist dirt and atmospheric wear to solution-dyed acrylics engineered for fade resistance and up to 98% UV protection, these fabrics are chosen for one reason: they perform beautifully in the real world.

**RECASENS**  
BCN  1886

The Recacril® and Recsystem® canvases, manufactured by Recasens, are treated with a special technological process to ensure the lasting quality of the fabric. In this process, nanoparticles completely cover the surface of the fibers in the fabric, forming a permanent coat. After treatment, both the surface and the inside of the fabric are permanently protected against dirt build-up and adverse effects of a wide variety of atmospheric agents.

The low reactivity and high stability of the infinity treatment endows long-term protection to the fabric, especially against mildew, and provides excellent water and oil repellent.

  
**sunbrella**®

As a known standard in outdoor living, Sunbrella™ 100% acrylic, solution-dyed fabrics are fade-proof with locked-in colors that stay beautiful for many years. A water-repellent fabric finish is incorporated in the fabric finishing process to provide excellent rain resistance. And with up to 98% tested and proven UV sun protection, Sunbrella is ideal for both everyday and heavy use.

  
**outdura**

Outdura® 100% solution-dyed acrylic fabrics, manufactured by Sattler, offer a wide range of bright colors with a high luminosity. Engineered to be fade resistant, highly dirt and water repellent, as well as mold and mildew resistant, these fabrics are long lasting. Breathable and durable, the fabrics are made to impress and easy to clean.

**TEMPOTEST**®  
ITALIAN PERFORMANCE FABRICS

The Parà Group has earned the reputation for manufacturing some of the industry's highest quality textiles. "Made in Italy" with a strong focus on every detail - from the spinning and weaving stages, through the printing and dyeing, to the coating and finishing line - the Parà Group has become synonymous with high-end quality, style and service.

# Grade A Stock Fabrics


## Solid Colors



R-175 Captain Navy




R-172 Pacific Blue




R-232 Denim •  
Textured



R-169 Steel Blue



R-229 Sapphire •  
Textured



R-171 Turquoise



R-160 Pistachio



R-187 Jade



R-102 Forest Green



R-177 Burgundy



R-182 Vermillion




R-176 Logo Red




R-105 Salmon




R-104 Chestnut



R-567 Orange



R-185 Pumpkin



R-554 Yellow



R-156 Brown




R-100 Beige




R-126 Linen



R-217 Ivory




R-099 White



R-138 Cadet Grey




R-196 Titanium •  
Textured



R-164 Charcoal Grey



R-298 Coal •  
Textured



R-103 Black

# Grade A Stock Fabrics

Stripes • 6.4"/16.5cm



R-065 Navy & White Stripe



R-016 Blue & White Stripe



R-011 Turquoise & White Stripe



R-012 Red & White Stripe




R-005 Orange & White Stripe



R-055 Yellow & White Stripe




R-017 Black & White Stripe



R-024 Linen & White Stripe

## Frankford Signature


A curated expression of understated luxury, Frankford's exclusive collection of five custom neutral weaves was developed with the design community in mind. Each textile is thoughtfully engineered to deliver depth, texture, and quiet sophistication—timeless tones that complement, rather than compete. Woven exclusively for Frankford, these fabrics offer a refined foundation for elevated outdoor environments where every detail matters.




R-001 Chalkstone Linen



R-002 Shell Seeker



R-003 Pearl Dune



R-004 Sandstone Loom






R-006 Slate Harbor

Colors may vary while viewing digitally across different monitors, phone screens, print, etc.

Stripe fabrics can only be sewn horizontally. Stripe fabrics cannot be sewn vertically or used on rectangular canopies.

# Grade A Fabric Comparison Chart

Sunbrella® and Outdura fabrics may not be an exact match to our stock Recacril®  
Marine-grade acrylic fabrics. Production shades may vary.




		
R-175 Captain Navy	4646/5439/6046 Captain Navy	6003 Captain's Navy
R-172 Pacific Blue	4601/5401/6001 Pacific Blue	6002 Pacific Blue
R-169 Steel Blue	4675/5426/6075 Capri	
R-171 Turquoise	4612/5416 Aruba	6072 Aruba
R-187 Jade	4688 Basil	
R-102 Forest Green	4637/5446/6037 Forest Green	6001 Forest Green
R-177 Burgundy	4631/5436/6031 Burgundy	6004 Burgundy
R-182 Vermillion	4603/5403/6003 Jockey Red	6010 China Red
R-176 Logo Red	4666/5477/6066 Logo Red	6021 Cardinal Red
R-104 Chestnut	4622/5440 Terracotta	6035 Terracotta
R-567 Orange	4609 Orange	6062 Tangerine
R-185 Pumpkin	4677/5417 Tuscan	
R-554 Yellow	4602/5457 Sunflower Yellow	6023 Dandelion
R-156 Brown	4621/6021 True Brown	6056 Kona
R-100 Beige	4628/6028 Toast	6025 Linen
R-126 Linen	4633/5422/6033 Linen	6006 Antique Beige
R-217 Ivory	4642/5453/6042 Oyster	6034 Sand
R-099 White	4604/5404/6004 Natural	6009 Natural White
R-138 Cadet Grey	4630/6030 Cadet Grey	6008 Cadet Grey
R-164 Charcoal Grey		6061 Storm Grey
R-103 Black	4608/5408/6008 Black	6005 Black

# Grade A+ Non-Stocking Recacril® Fabrics

Code	Name	Type	Code	Name	Type
R-051	Manhattan	Stripe	R-280	Midwood	Stripe
R-052	Brooklyn	Stripe	R-282	Pelham	Stripe
R-054	Queens	Stripe	R-292	Teal	Solid
R-060	Bronx	Stripe	R-293	Argent	Tweed
R-061	Grey Stripe	Stripe	R-295	Honey	Tweed
R-063	Bayside	Stripe	R-296	Lagoon	Textured
R-089	Glendale	Stripe	R-300	Oat	Textured
R-101	Mandarin	Solid	R-317	Beech	Solid
R-107	Champagne	Solid	R-321	Gracia	Stripe
R-108	Vanilla	Solid	R-322	Bonanova	Stripe
R-110	Lilly	Solid	R-326	Cercs	Stripe
R-111	Camel	Solid	R-327	Móstoles	Stripe
R-112	Graphite	Textured	R-350	Sella	Stripe
R-113	Cava	Textured	R-352	Serge	Stripe
R-114	Pearl	Solid	R-355	Daró	Stripe
R-115	Cream	Solid	R-411	Montornés	Stripe
R-117	Raw	Solid	R-412	Motril	Stripe
R-119	Duna	Textured	R-415	Marble	Tweed
R-121	Wheat	Textured	R-416	Nerja	Stripe
R-122	Seashell	Solid	R-419	Ronda	Stripe
R-123	Argenta Grey	Solid	R-422	Mojacar	Stripe
R-127	Moonrock	Solid	R-423	Cambrils	Stripe
R-133	Cinnamon	Textured	R-425	Luarca	Stripe
R-139	Heather Beige	Textured	R-430	Bará	Stripe
R-142	Emerald	Solid	R-434	Dalias	Stripe
R-143	Hemp Beige	Solid	R-437	Doñana	Stripe
R-144	Maella	Stripe	R-445	Tona	Stripe
R-145	Tenefire	Textured	R-447	Reus	Stripe
R-148	Desert	Solid	R-465	Grecia	Stripe
R-149	Corn	Solid	R-701	Yecla	Stripe
R-150	Dark Grey	Textured	R-707	Aridane	Stripe
R-152	Taupe	Textured	R-720	Mijas	Stripe
R-161	Grey	Solid	R-723	Javea	Stripe
R-162	Khaki	Solid	R-747	Begur	Stripe
R-163	Green	Solid	R-769	Baltic Tweed	Tweed
R-165	Mauve	Solid	R-770	Charcoal	Tweed
R-166	Foix	Stripe	R-772	Blue	Tweed
R-167	Tarifa	Stripe	R-774	Smoke	Tweed
R-170	Admiral Blue	Solid	R-775	Linen	Tweed
R-173	Dark Blue	Solid	R-776	Taupe	Tweed
R-174	Navy Blue	Solid	R-779	Beige	Tweed
R-180	Sand	Slub	R-791	Beige Slub	Slub T.
R-181	Coffee	Solid	R-792	Taupe Slub	Slub T.
R-186	Silver	Solid	R-793	Linen Slub	Slub T.
R-193	Light Blue	Solid	R-794	Sand Slub	Slub T.
R-194	Ash	Textured	R-804	Mérida	Stripe
R-195	Cacao	Solid	R-808	Orotava	Stripe
R-197	Lead	Tweed	R-812	Inca	Stripe
R-198	Nickel	Solid	R-843	Breda	Stripe
R-199	Atlantic Blue	Solid	R-854	Jumilla	Stripe
R-220	Argent	Textured	R-855	Torcal	Stripe
R-222	Oak Buff	Solid	R-874	Llivia	Stripe
R-243	Tapenade	Solid	R-876	Galdana	Stripe
R-245	Navia	Stripe	R-960	Almenara	Solid
R-247	Manacor	Stripe	R-969	Valdespina	Stripe
R-248	Hunter	Solid	R-971	Trujillo	Stripe
R-278	Westminster	Stripe	R-911	Baltic	Solid

# Grade A+ Fabric Comparison Chart

Frankford Grade A+ Recacril® fabrics include, but are not limited to, the colors below.  
All non-stocking Grade A+ fabrics carry extended lead times.

		
R-114 Pearl	4651/6051 Silver	
R-127 Moonrock	4648/5461/6048 Taupe	6026 Taupe
R-139 Heather Beige	4672/5476/6072 Heather Beige	
R-142 Emerald	4645 Seagrass Green	6065 Emerald
R-143 Hemp Beige	4620/6020 Beige	
R-170 Admiral Blue	4678/6078 Marine Blue	6022 Royal Navy
R-173 Dark Blue	4679/5499/6079 Ocean Blue	6041 Classic Royal Blue
R-194 Ash	4615 Smoke	
R-198 Nickel	4644/54048/6044 Charcoal Grey	
R-243 Tapenade	4676/5425 Cocoa	
R-911 Baltic	4652/6052 Mediterranean Blue	
R-292 Teal	4643/5456/6043 Persian Green	6016 Oz Green
R-769 Baltic Tweed	4653/6053 Mediterranean Blue Tweed	
R-770 Charcoal Tweed	4607/6007 Charcoal Tweed	6047 Tuxedo Tweed
R-772 Blue Tweed	4617/6017 Royal Blue Tweed	6014 Catalina Blue
R-775 Linen Tweed	4654/6054 Linen Tweed	6032 Desert Beige

# Wind Ratings

Know what your shade can handle. Explore wind performance ratings across our collection to ensure the right solution for your environment and exposure level.

## **Some helpful things to know about our wind ratings**

Wind ratings do NOT form any part of, nor fall under, any of Frankford Umbrellas' warranties. Wind ratings are intended as a guide to the relative strength of the umbrellas only and tested at their optimal positions. Umbrellas with any degree of tilt should not follow the below ratings. Wind can be extremely variable, depending on the surroundings, elevation, gusts, etc.

In any high wind or sudden extreme weather conditions, all umbrellas should be closed and secured immediately, regardless of size, weight, or base weight and never be left unattended in the open position. This will reduce the risk of damage to your umbrella, furniture, and property.

Frankford Umbrellas have been tested successfully in extreme weather and winds up to 40-50 mph. However, we strongly recommend closing your umbrella when not in use or when sustained winds exceed 25 mph.

Frankford can recommend specific bases and anchoring systems for specific umbrellas. However, these are only recommended weights as different environments may require different base options. Umbrellas must be secured to a sufficiently weighted umbrella base.


Please contact us for assistance in choosing the proper umbrella base or anchoring system. In the event Frankford shade products are left open and/or unattended in harsh weather conditions, our customer service department is here to help you and promptly assist with parts for repairs. Our shade products offer modular, self-repairable components which allow customers to service the umbrellas to keep them in perfect working condition.

If using our umbrellas on a rooftop or an elevated patio above the ground level of the property, published wind ratings do not apply. We strongly recommend increasing minimum suggested base weights by double or triple.

Our umbrellas, in the opened or closed position, when using a surface base, should be closed and stored when not in use. This is to ensure that high winds do not cause the umbrella to fall over and cause injury or property damage. Failure to take these precautions will void all manufacturer warranties.

# Wind Ratings

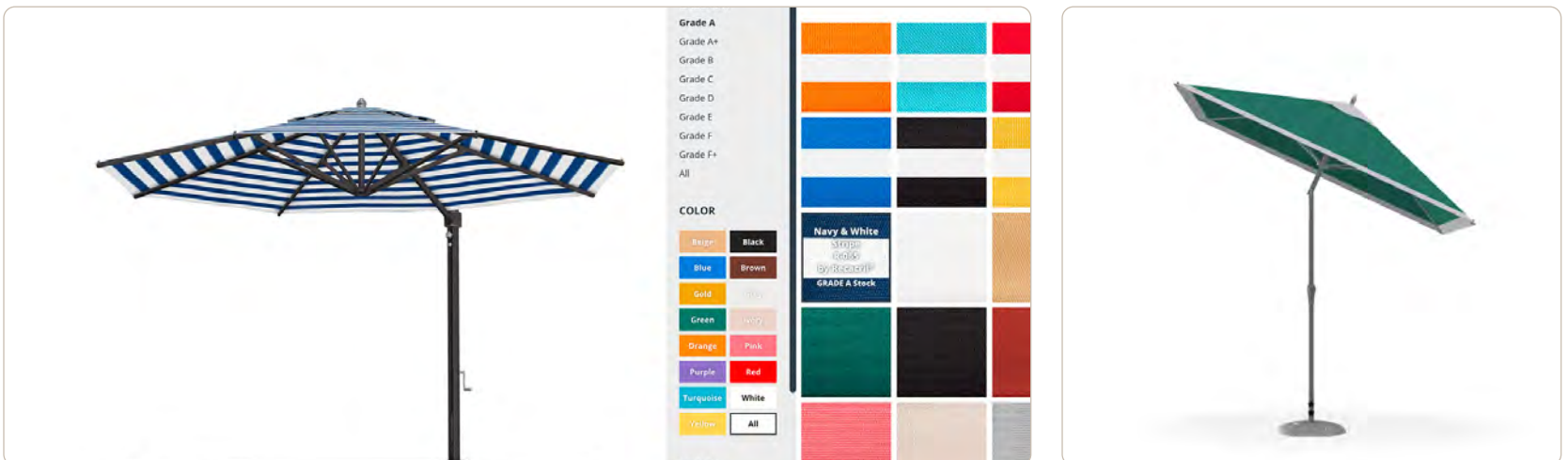
The Monterey (Non-Rectangle)	Engineered to withstand 40 mph sustained winds.
The Monterey (Rectangle)	Engineered to withstand 25 mph sustained winds.
The Greenwich	Engineered to withstand 30 mph sustained winds.
The Aurora Cantilever (Aluminum)	Engineered to withstand 25 mph sustained winds. Wind Stabilizer Kit +5 mph (30 mph)
The Aurora Cantilever (Fiberglass)	Engineered to withstand 30 mph sustained winds.
The Eclipse Cantilever (Non-Rectangle)	Engineered to withstand 30 mph sustained winds. Wind Stabilizer Kit +5 mph (35 mph)
The Eclipse Cantilever (Rectangle)	Engineered to withstand 15 mph sustained winds. Wind Stabilizer Kit +5 mph (20 mph)
The Nova Giant Telescoping	Engineered to withstand 50 mph sustained winds.
The Giant Greenwich	Engineered to withstand 30 mph sustained winds.
The Giant Monterey	Engineered to withstand 35 mph sustained winds.
The Marella Cabana (w/ Full Accent Curtains Only)	Engineered to withstand 35 mph sustained winds.



# Shade Designer™

The Shade Designer™ is an immersive 3D digital space that allows you to design your own umbrella and interact with your unique creation. Choose from hundreds of fabrics, colors and patterns, multiple canopy styles, and finishing additions like various trim styles and custom binding.

Visit Shade Designer by visiting <https://shadedesigner.frankford.co>



# Terms & Conditions

As a condition of doing business with Frankford Umbrellas, all persons involved in the commercial purchase, sale, or resale of Frankford products shall be bound by the following terms and conditions.

## Ongoing Product Improvements

We are committed to delivering high quality products. As such, our products may undergo changes to specific components over time (i.e., changes in the shape/design of a finial, crank handle, standard air vent or valance). Changes may involve slight variations from published images, descriptions, or previously purchased products.

Such updates are standard practice and do not affect the intended function or quality of the product.

We reserve the right to make these changes without prior notice, and they shall not be considered defects or grounds for a return.

## Distribution

Frankford reserves the right to respond to geographic and individual market and competitive situations by applying different policies to its various dealers. Frankford also reserves the right to rescind or modify, in its sole and absolute discretion, any existing or future sales program or policy, or credit terms (if any) extended to a dealer. In addition, Frankford may terminate any authorized dealer, for any reason or no reason, in its sole and absolute discretion and without notice.

## Errors

There may be errors in the prices, descriptions, or images of certain merchandise in our catalog or sales material. Frankford reserves the right to restrict orders of those items.

## Liability

In no event will Frankford be liable to the dealer for any lost profits, lost savings, or any consequential, incidental, or special damages arising out of or in connection with the parties' relationship, even if Frankford has been put on notice of the possibility of such damages. Without limitation to the foregoing, under no circumstances will Frankford be liable to the dealer for punitive damages.

Frankford reserves the right to alter or modify designs, product styles, or product specifications and discontinue frames and fabrics to the entire range of manufactured and distributed products without prior notice.

## Sales Tax Disclaimer

Frankford is required to charge sales tax for drop shipments into any of the states where we have nexus unless our customer is registered to collect sales tax in that state and provides required resale exemption documentation.

## Tolerance

Overall dimensions may vary by up to +/- 6" depending on rib pitch, pin placement, fabric tension, and base selection.

## Map Policy

MAP (Minimum Advertised Price) must be adhered to when advertising via traditional media, all online advertising, online comparison price shopping, and landing pages. Frankford reserves the right to adjust pricing at any time due to tariff implementation, raw material cost increases, and/or any other unforeseen market changes.

The following product collections may not be advertised less than 15% below the Frankford MSRP as set forth in this price index:

- Monterey Fiberglass Market Umbrella
- Catalina Modern Fiberglass Patio
- Laurel Classic Patio Umbrella

- Avalon Modern Fiberglass Beach
- Emerald Coast Classic Beach Umbrella
- Steel Plates Bases
- Resin Coated Bases
- Specialty Mounts

The following product collections may not be advertised below the Frankford MSRP as set forth in this price index:

- Eclipse® Designer Cantilever
- Aurora Aluminum/Fiberglass Premium Cantilever
- NOVA Giant Telescoping Umbrella
- Giant Series (Greenwich/Monterey) Giant Market Umbrella
- Greenwich Designer Aluminum Market Umbrella
- Marella Luxury Resort Cabana
- Galvanized Plate Bases
- Premium Aluminum Shell Bases

As in any MAP program, the intent is to uphold the integrity of Frankford products and protect the investments made by Frankford Umbrellas and its dealers and retail partners. Violating MAP requirements only serves to devalue the brand in the eyes of the consumer. These MAP requirements apply to any dealer or e-commerce partner advertising Frankford products via traditional media, including, but not limited to, newspaper, mailers, inserts, circulars, magazines, catalogs, television, radio, and social media. In addition, MAP requirements apply to any dealers selling or advertising Frankford products online and/or having a checkout/cart system.

# Shade Designer™ Fabric Disclaimer

## Important Notes on Fabric Pairing & Alignment

When pairing two different fabrics on a single umbrella—for example, one fabric on the topside and another on the underside—please note that one or both fabrics may be visible through the opposite side. This translucency is a natural characteristic of the materials and is not considered a defect.

Any visibility of one fabric through the other does not qualify for replacement, redesign, or credit at no cost. We encourage customers to keep this in mind when selecting fabric combinations.

## Fabric Alignment

Please be advised that in the manufacturing of custom umbrella canopies, exact alignment of abstract, printed, geometric, or patterned fabrics across individual panels cannot be guaranteed. Due to natural limitations in the cutting and sewing process, variations in panel alignment will occur and should be expected.

If precise alignment of artwork across panels is required, we recommend submitting artwork for digital printing. This allows our production team to make the necessary adjustments to achieve the intended design alignment.

Thank you for your understanding.

# Residential Warranties

## Wind Damage

Wind ratings do not form part of, nor fall under, any of Frankford Umbrellas' warranties. Wind ratings are intended as a guide to the relative strength of the umbrellas only and tested at their optimal positions. Wind can be extremely variable, depending on the surroundings, elevation, gusts, etc. In high wind or sudden extreme weather conditions, all umbrellas should be closed and secured immediately, regardless of size, weight, or base weight and never be left unattended or tilted in the open position.

Frankford will not be held responsible for damage to your umbrella, furniture, or property. Frankford Umbrellas' 2027 MSRP and Catalog contain minimum recommendations for necessary weight, but this can vary depending on conditions.

## Elevated/Rooftop

Warranties and published wind ratings do not apply to any umbrella on a rooftop or an elevated patio above the ground level of the property

## 10 Year Fabric

Frankford offers 9 oz. marine-grade solution-dyed acrylic fabric from several mills, including Sunbrella®, Outdura®, and RECASENS. All marine-grade acrylic fabrics we use carry a warranty of 10 years from the original date of purchase. All upholstery-grade fabrics we use carry a warranty of 5 years from the original date of purchase. The warranty protects against the significant loss of strength and color in normal atmospheric conditions. The product must be properly installed, maintained, and under normal use and environment. This warranty does not cover damage caused by contact with foreign objects, abuse, negligence, vandalism, burns of any kind, improper cleaning techniques, normal wear, perforations, weather soiling, environmental pollution stains, natural disasters, rot, mildew, or acts of nature. Damage caused by the storage method or location used by clients is not covered.

To ensure our products' longevity, we recommend closing your umbrella and securing it with a tie band in high winds. In addition, be sure the fabric is pulled away from the ribs as outlined below. High winds will cause the umbrella fabric to rub together, causing friction, which can result in premature thinning of the fabric, discoloration, and possible pinholes over extended use. We strongly suggest the use of a protective cover or safely storing the umbrella until the winds and harsh weather subside. Damage of this nature is not covered under warranty.

When opening and closing the umbrella, the user must be sure all fabric is pulled away from the ribs to prevent unnecessary rubbing of the fabric against the frame or hardware. This could result in premature wearing or holes in the fabric. Damage of this nature is not covered under warranty.

## 5 Year Frame

Frankford warrants the crank and auto tilt mechanisms in the MONTEREY for a period of 5 years from the original date of purchase. This warranty includes manufacturer defects of crank handles, crank axles, auto tilts, push-button tilts, and para-cord. Frankford warrants the frame structure of the ECLIPSE®, AURORA, NOVA, MARELLA, GIANT SERIES, GREENWICH, MONTEREY, CATALINA, and AVALON for a period of 5 years from the original date of purchase. This warranty includes manufacturer defects to the notch, runner, center pole, and skeleton structure. This warranty does not include damages sustained to these umbrellas if operated improperly, while in any degree of tilt, or if left unattended.

Before opening any umbrella, gently "fluff" the umbrella ribs (spread them apart by hand) first, and then begin to open the umbrella. If you feel any impingement whatsoever during

## 3 Year Powder Coat / Finish

Frankford warrants all powder coat finishes on aluminum masts in ECLIPSE®, AURORA, NOVA, MARELLA, GIANT SERIES, GREENWICH, MONTEREY, and CATALINA for a period of 3 years from the original date of purchase. This warranty includes chipping, peeling, flaking, bubbling, and fading of the powder coat finish on the aluminum masts only.

## 1 Year Frame / Structure

Frankford warrants the frame structure of the LAUREL, EMERALD COAST, FC101, SHADESTAR, LIFE GUARD, and CB87 for a period of 1 year from the original date of purchase. This warranty includes manufacturer defects to the notch, runner, center pole, and skeleton structure. Frankford warrants all umbrella bases for a period of one 1 year from the original date of purchase.

## 1 Year Umbrella Base

Frankford warranty covers manufacturing defects only. It does not cover breakage due to contact with foreign objects, chipping of the finishes, crumbling of concrete, or any damage associated with transporting the base.

## 3 Year Fiberglass Replacement

Non-warrantable damage to fiberglass ribs from the MONTEREY collection, Frankford offers a free replacement program for 3 years from the original date of purchase. Shipping charges are not included in this program.

RUST - is a natural part of the aging process for all steel and iron-based materials; therefore it is not considered a defect and is not covered under any of Frankford Umbrellas' warranties. Steel bases and mounts are designed to require minimum maintenance and should be kept clean and well maintained.

Galvanized steel will show unavoidable imperfections due to the finishing process and therefore, must be accepted in the condition in which it is received depending on conditions.

**SEASIDE AND INDOOR/OUTDOOR POOL USE** - Salt and chlorides can accumulate on the powder coat finishes and on raw material finishes, such as Brushed Silver (MS) (umbrella specific) and Platinum (SR), leading to premature finish failure.

Failure or neglect to make needed cleanings on powder coat finishes may cause paint to blister, flake, or bubble, and such failure will void the limited warranty.

Failure to maintain umbrella and base finishes may cause aluminum and metals to pit, oxidize, or corrode. Such failure will void all warranties.

Frankford Umbrellas' warranties do not cover damage to any umbrellas or umbrella bases related to extreme weather, abuse, misuse, or any damage that occurs as a result of contact with the ground or any other foreign object due to sudden and severe weather events or other extreme acts of nature.

Frankford Umbrellas' warranties are only applicable to products that are properly secured to Frankford bases or anchoring systems equal to or greater than recommended by Frankford. Failure to properly secure Frankford Umbrellas to Frankford bases equal to or greater than recommended will void all warranties. If warrantable damage occurs, Frankford will refinish, replace, or repair any item in this category at its own discretion.

## Responsibility Disclaimer

In the event any warrantable or non-warrantable damage occurs to our products while in the possession of the customer, installer, or registered dealer, Frankford Umbrellas is not responsible for any costs associated with repairing such damage—including, but not limited to, travel expenses, tools, labor, or related service charges. These expenses are the sole responsibility of the party in possession of the product at the time the damage occurred.

# Commercial Warranties

## Wind Damage

Wind ratings do not form part of, nor fall under, any of Frankford Umbrellas' warranties. Wind ratings are intended as a guide to the relative strength of the umbrellas only and tested at their optimal positions. Wind can be extremely variable, depending on the surroundings, elevation, gusts, etc. In high wind or sudden extreme weather conditions, all umbrellas should be closed and secured immediately, regardless of size, weight, or base weight and never be left unattended or tilted in the open position.

Frankford will not be held responsible for damage to your umbrella, furniture, or property. Frankford Umbrellas' 2027 MSRP and Catalog contain minimum recommendations for necessary weight, but this can vary depending on conditions.

## Elevated/Rooftop

Warranties and published wind ratings do not apply to any umbrella on a rooftop or an elevated patio above the ground level of the property.

## 7 Year Fabric

Frankford offers 9 oz. marine-grade solution-dyed acrylic fabric from several mills, including Sunbrella®, Outdura®, and RECASENS. All marine-grade acrylic fabrics we use carry a warranty of 7 years from the original date of purchase. All upholstery-grade fabrics we use carry a warranty of 5 years from the original date of purchase. The warranty protects against the significant loss of strength and color in normal atmospheric conditions. The product must be properly installed, maintained, and under normal use and environment. This warranty does not cover damage caused by contact with foreign objects, abuse, negligence, vandalism, burns of any kind, improper cleaning techniques, normal wear, perforations, weather soiling, environmental pollution stains, natural disasters, rot, mildew, or acts of nature. Damage caused by the storage method or location used by clients is not covered.

To ensure our products' longevity, we recommend closing your umbrella and securing it with a tie band in high winds. In addition, be sure the fabric is pulled away from the ribs as outlined below. High winds will cause the umbrella fabric to rub together, causing friction, which can result in premature thinning of the fabric, discoloration, and possible pinholes over extended use. We strongly suggest the use of a protective cover or safely storing the umbrella until the winds and harsh weather subside. Damage of this nature is not covered under warranty.

When opening and closing the umbrella, the user must be sure all fabric is pulled away from the ribs to prevent unnecessary rubbing of the fabric against the frame or hardware. This could result in premature wearing or holes in the fabric. Damage of this nature is not covered under warranty.

The warranty, if applicable, does not cover labor frames, systems, or installation supplied by the dealer or reseller. The replacement fabric canopy is covered for the time remaining in the original warranty and does not activate a new 7-year or 5-year warranty.

## 3 Year Frame

Frankford warrants the frame structure of the ECLIPSE®, AURORA, NOVA, MARELLA, GIANT SERIES, GREENWICH, MONTEREY, CATALINA, and AVALON for a period of 3 years from the original date of purchase. This warranty includes manufacturer defects to the notch, runner, center pole, and skeleton structure. This warranty does not include damages sustained to these umbrellas if operated improperly, while in any degree of tilt, or if left unattended.

Before opening any umbrella, gently "fluff" the umbrella ribs (spread them apart by hand) first, and then begin to open the umbrella. If you feel any impingement whatsoever during opening, halt opening and repeat this process until there is no more resistance.

## 2 Year Crank Mechanism

Frankford warrants the crank mechanisms in the MONTEREY for a period of 2 years from the original date of purchase. This warranty includes manufacturer defects of crank handles, crank axles, and para-cord.

## 3 Year Powder Coat / Finish

Frankford warrants all powder coat finishes on aluminum masts in ECLIPSE®, AURORA, NOVA, MARELLA, GIANT SERIES, GREENWICH, MONTEREY, and CATALINA for a period of 3 years from the original date of purchase. This warranty includes chipping, peeling, flaking, bubbling, and fading of the powder coat finish on the aluminum masts only.

## 1 Year Frame / Structure

Frankford warrants the frame structure of the LAUREL, EMERALD COAST, FC101, SHADESTAR, LIFEGUARD, and CB87 for a period of 1 year from the original date of purchase. This warranty includes manufacturer defects to the notch, runner, center pole, and skeleton structure. Frankford warrants all umbrella bases for a period of one 1 year from the original date of purchase.

## 1 Year Umbrella Base

Frankford warranty covers manufacturing defects only. It does not cover breakage due to contact with foreign objects, chipping of the finishes, crumbling of concrete, or any damage associated with transporting the base.

**RUST** - is a natural part of the aging process for all steel and iron-based materials; therefore it is not considered a defect and is not covered under any of Frankford Umbrellas' warranties. Steel bases and mounts are designed to require minimum maintenance and should be kept clean and well maintained.

Galvanized steel will show unavoidable imperfections due to the finishing process and therefore, must be accepted in the condition in which it is received, depending on conditions.

**SEASIDE AND INDOOR/OUTDOOR POOL USE** - Salt and chlorides can accumulate on the powder coat finishes and on raw material finishes, such as Brushed Silver (MS) (umbrella specific) and Platinum (SR), leading to premature finish failure.

Failure or neglect to make needed cleanings on powder coat finishes may cause paint to blister, flake, or bubble, and such failure will void the limited warranty.

Failure to maintain umbrella and base finishes may cause aluminum and metals to pit, oxidize, or corrode. Such failure will void all warranties.

Frankford Umbrellas' warranties do not cover damage to any umbrellas or umbrella bases related to extreme weather, abuse, misuse, or any damage that occurs as a result of contact with the ground or any other foreign object due to sudden and severe weather events or other extreme acts of nature.

Frankford Umbrellas' warranties are only applicable to products that are properly secured to Frankford bases or anchoring systems equal to or greater than recommended by Frankford. Failure to properly secure Frankford Umbrellas to Frankford bases equal to or greater than recommended will void all warranties. If warrantable damage occurs, Frankford will refinish, replace, or repair any item in this category at its own discretion.

## Responsibility Disclaimer

In the event any warrantable or non-warrantable damage occurs to our products while in the possession of the customer, installer, or registered dealer, Frankford Umbrellas is not responsible for any costs associated with repairing such damage—including, but not limited to, travel expenses, tools, labor, or related service charges. These expenses are the sole responsibility of the party in possession of the product at the time the damage occurred.

# Shipping and Returns

## Shipping and Returns

GROUND / FREIGHT DELIVERIES - Frankford would like to ensure the highest level of service. All of our products are made to order and shipped directly from us to you. Because of this, shipping times often vary depending on what product is ordered, what fabric is used (Grades A or A+, B-F), the quantity ordered, and the time of year the order is placed. All small package and small quantity orders will be shipped using parcel companies (USPS, UPS, FedEx, or other) unless otherwise specified. Some of our larger items and larger quantity shipments must be shipped with an LTL trucking company. Additional charges may be incurred for the following services: Lift Gate Service, Residential Delivery, Call Before Delivery, Express Delivery, Weekend/Holiday Delivery, Guaranteed Delivery, Redelivery, Change of Address, for exceeding delivery window.

Frankford will not be responsible for any express shipping costs or order cancellations unless we have guaranteed a specific delivery date in writing. No verbal guarantees will be honored. Customer is responsible for additional charges added at the time of delivery (Inside Delivery, Lift Gate, Change of Address, etc.). FREIGHT QUOTES ARE ONLY VALID FOR 14 DAYS.

Frankford is not responsible for duties, taxes or providing a broker for International LTL shipments. This is the sole responsibility of the end-user or dealer.

## Scheduling

Deliveries may be disrupted by natural disasters and other factors beyond our control. In these cases, Frankford shall not be liable for any damages caused by a failure to deliver or delays in delivery.

Orders may be delayed due to lack of information on order form. Information includes, but is not limited to, shipping address, company/contact name, phone number, shipping method/instructions, item number/description. Frankford will not be responsible for charges incurred due to lack of information provided. For shipping quotes/inquiries, email a customer service representative.

## Cancellations

No cancellations, changes, additions, or holds will be accepted on any order for which materials have been ordered or produced.

- Cancellations and/or changes of product or shipping dates on EARLY BUY orders must be received in writing within 15 days of the order date.
- Cancellations and/or changes of product or shipping dates on ALL OTHER orders must be received in writing within 1 business day of the order date.

## Shortages

It is the dealer's/customer's responsibility to inspect all merchandise and to file a claim with the carrier in the event of product shortage. Make a notation on the Bill of Lading as to the number of cartons short. Frankford must also be notified within 24 hours of any shortages. File the claim with the delivery carrier immediately. No claim for shortages, damaged items, or errors will be honored unless it is made in writing on the Bill of Lading immediately upon receipt of shipment. Notwithstanding anything to the contrary in this agreement, failure to make a claim on the Bill of Lading will constitute a waiver of any right to a refund or credit.

In addition, it is the dealer's/customer's responsibility to inspect all merchandise to ensure they have received the correct product, fabric colors and frame finishes. Any discrepancies must be reported in writing within 48 hours of receipt.

## Concealed Damages

If damage is discovered when unpacking the merchandise, immediately mark the damaged area and submit a written request for the carrier to inspect.

- Do not remove the merchandise from the original carton until the carrier inspection is complete.
- If the merchandise was shipped using Frankford's carrier and account, it is the dealer's/customer's responsibility to notify Frankford immediately and to provide all proper documentation so that a claim can be filed.

## Visible Damages

It is the dealer's/customer's responsibility to check the merchandise for visible damage and file a claim with the carrier if the shipment was made using the dealer's carrier account. Request a claim form from the delivering carrier and file your claim immediately.

- **DO NOT REFUSE DAMAGED SHIPMENTS.**
- If the shipment was made using Frankford's carrier and account, it is the dealer's/customer's responsibility to check the merchandise and notify Frankford Umbrellas within 24 hours of delivery so that a claim can be filed.
- In either situation, make a notation on the Bill of Lading as to the nature and extent of the damage, take photos, check carton count, and obtain a signature from the carrier's agent.
- Failure to provide this information within 24 hours of delivery may result in the carrier refusing to honor the claim, and Frankford will not, under this circumstance, be liable for damage sustained in transit.

## Purchaser/Client Transit and Installation

Frankford is not responsible or liable for any damages that occur during transit to a customer's home or any location by the purchaser or third-party delivery services.

- Frankford is not responsible or liable for any damages incurred when the customer is transporting their product from the location of purchase to their home.
- Frankford is not responsible or liable for mechanical damages incurred during installation before the product is fully installed and operational.
- Frankford, under no circumstances, will be responsible for punitive damages to persons or property due to an improper or faulty installation.

## Grade A Returns

All requests for returns of stock merchandise must be made within 7 days of receipt of merchandise. Returns will not be accepted without a written Return Authorization (RA#) from the factory. It is the dealer's/customer's responsibility to follow routing instructions. Please email a request for an RA#. Your request must include the following information:

- Company name, contact name and number
- The Frankford Umbrellas invoice and/or acknowledgment
- The item number, number of units to be returned, and carton total
- The reason for the return
- Which carrier will be returning the items and the date of the shipment

Any stock item that is returned for credit is subject to a 25% restocking fee (and must be properly packaged and in resalable condition) plus inbound and outbound freight charges.

PLEASE NOTE: ECLIPSE®, AURORA, NOVA, MARELLA, GIANT SERIES, and GREENWICH are considered custom orders. Returns will not be accepted.

## Grade A+/B-F Returns

Umbrellas made with Grade A+ through F fabrics and/or that have printing are not subject to a refund or credit. These items are manufactured or printed to the dealer's/customer's specifications, and as such, may not be returned. No cancellations, changes, additions, or holds will be accepted on any order for which materials have been ordered or produced.

NOTE: ECLIPSE®, AURORA, NOVA, MARELLA, GIANT SERIES, and GREENWICH are considered custom orders. Returns will not be accepted.

# Care and Maintenance

## Fabric Care

Recacril® 9 oz. marine-grade acrylic fabric is treated with the Infinity Process, a highly technological finish providing Recacril® with long-lasting protection against mold and mildew, excellent water and oil repellency, and protection from the sun. However, the accumulation of dust, pollution particles, foreign organic materials, and general dirt can damage this protection, shortening the life of the Recacril®.

The most effective method for maintaining Recacril® is to clean the canvas once a month with water, using a low-pressure hose. It is very important that after cleaning with water, the canvas be allowed to completely dry before rolling or storing your umbrella. If for any reason you must roll and/or store a wet umbrella, it must be unrolled and opened as soon as possible to dry. In times of continuous rain, it is advisable to keep the umbrella rolled and stored.

If periodic washing with water is done, in most environments, you should only need to do a more thorough cleaning every 2-3 years.

## Fabric Crazeing/Marbling

Crazing is an inherent characteristic of all solution-dyed acrylic fabrics and is caused by folding or creasing of the fabric during production or installation.

- Crazeing lines appear as white lines on dark-colored fabrics when frontlit, and dark lines on light-colored fabrics when backlit. The primary contributors to crazeing are the resins added in the final stages of manufacturing. These resins add stiffness so the fabric lies flat during sewing, which is critical for the manufacturing process.
- These resins can be viewed as an industrial fabric starch with a specific end purpose. Crazeing does not affect the performance or characteristics of RECASENS, Sunbrella®, Outdura®, or other acrylic fabrics. The fabric remains water repellent as well as stain and mildew resistant, and the lines will diminish over time with exposure to the elements.

## Casual Care and Cleaning

- Brush off dust and dirt with a soft brush. NEVER brush with stiff brushes as this can damage the fabric finish.
- Spray the umbrella with clean water. If a hose is used, avoid high pressure.
- Prepare a solution of solvent-free soap in warm water (no more than 100°F) and apply it to the fabric and stitching.
- Scrub with a soft brush, allowing the solution to penetrate the fabric.
- Rinse with water to remove all traces of soap.
- Let air dry and do not close the umbrella until canvas is completely dry.

## Intensive Care and Cleaning

Recacril® is highly resistant to the growth of fungus, mold, and mildew. However, these can grow on embedded dirt. To clean these stains, follow these more intensive cleaning procedures.

- Brush off dust and dirt with a soft brush. NEVER brush with stiff brushes as this can damage the fabric finish.
- Prepare a solution with 10% household bleach, 20% solvent-free neutral detergent (free & clear detergents), and 70% water.
- Apply the solution to the fabric, allowing it to remain between 15 and 20 minutes maximum.
- Rinse with clean water several times. Any bleach residues remaining on the canvas, combined with the sun, could damage the fabric and stitching.
- Let air dry and do not close the umbrella until canvas is completely dry.
- Repeat the process if necessary.

## Base Care

Do not let dirt build up on the bases. Bases should be cleaned with mild soap and water. Seasonal touch-up of any scratches, chips, occasional rust seepage from crevices, or hidden or unfinished surfaces inherent in some designs is all that is required. Never leave bases standing in water. To keep your bases looking their best, you may wish to store them when not in use for an extended period of time. Finishes will vary slightly depending on the final process and raw materials on which they are applied.

## Powder Coated Steel Base/Stem

Upon receiving your powder coated steel base and/or mount, apply a rust inhibitor to the inside of the steel stem. The stems are powder coated steel; however, the inside of the stem lacks total coverage, exposing the raw steel and accelerating natural deterioration.

## Preventive Maintenance Pro Tip

Ferrous metals are naturally in the air and can adhere and etch in to any surface. These small particles can rust on the surface giving an unsightly look. To combat this, before setting up your base, rinse with clean, fresh water, towel dry or air dry, and apply WD-40 Specialist Long-Term Corrosion Inhibitor to the entirety of the base. Repeat this twice a year to ensure the longevity of your base.

Periodically hose powder coated steel bases, steel umbrella stems, and steel mounts with warm, fresh water and a mild detergent. This should be a part of a weekly routine to ensure the longevity of all steel products.

## Visual Rust

Rinse the steel product with warm water and a mild detergent to determine its origin. Once the damaged area has been discovered, scrub off the visible rust using warm water, white vinegar, and a stainless steel wire brush (steel wire brushes will leave further iron deposits on the surface). Once rust (orange oxidation) is visibly gone, apply a thin coat of Rust-Oleum® Stops Rust® Rust Inhibitor Spray to the affected area. Then apply the closest matching Rust-Oleum® paint available at your local hardware store.

Rusty water stains may appear from rusting ferrous metal deposits on the surface, not the actual product. The most common place this would occur is from the umbrella stem/threads. Remove the stem and clean with warm, fresh water; white vinegar; and a soft sponge or brush. Dry off with a towel, apply WD-40 Specialist Long-Term Corrosion Inhibitor to the threads of the umbrella stem and female receiving cup of the stem.

## Vinyl Care

The most effective method for maintaining Frankford's heavy-gauge vinyl is to clean the vinyl once a month with water, using a garden hose to prevent the accumulation of dust, pollution particles, foreign organic materials, and general dirt stains. For more embedded stains, brush the loose dirt away with a soft brush and rinse the vinyl with a garden hose. Use a vinyl cleaner, sponge, and lukewarm water to scrub away stubborn stains. Do not use dish detergent as this will dry out the vinyl and expedite the aging process of the vinyl material.

## Cleaning ABS Plastics

Frankford uses electroplating on our plastic crank boxes for Brushed Silver (MS) and Platinum (SR) finishes. This is to protect the plastic parts from corrosion. The plating process will also increase the wear resistance and strength of the product. To clean these specific finishes, follow the methods below.

TOOTHPASTE - Removes light scuffs and cloudiness.

- Spread a thin layer of opaque white (no gel) toothpaste on the surface of the chrome plating. Rub the toothpaste with a soft, clean cloth in small circular and swirling patterns (little to no force).
- Using a fresh, dry cloth or microfiber, wipe away the toothpaste, revealing a shiny, clean surface.

WHITE VINEGAR - General Cleaning

- Pour undiluted distilled white vinegar in to a spray bottle and begin to spray the surface until saturated.
- Using a fresh, dry cloth or microfiber, wipe while simultaneously buffing away the vinegar.

# Contact Us

Talk directly to the people who craft it. We're ready to assist with product selection, technical questions, project support and more. Whether you're choosing umbrellas to represent your brand or to shade your backyard, we're here to help.

## Website

<https://www.frankfordumbrellas.com>

## Phone Number

856-222-4134

## Email

[info@frankfordumbrellas.com](mailto:info@frankfordumbrellas.com)

## Address

110 Gaither Drive  
Mt. Laurel, New Jersey 08054

## Instagram


<https://www.instagram.com/frankfordshade>

## LinkedIn

<https://www.linkedin.com/company/frankford-umbrellas>

## Facebook

<https://www.facebook.com/FrankfordShade>



**LUXURY**  
is in the thin



# DUREX

ings that last.

